

The non-equilibrium attractor: Hydrodynamics and beyond

Michael Strickland
Kent State University

Hirscheegg 2019: From QCD matter to hadrons

International Workshop XLVII on Gross Properties of Nuclei and Nuclear Excitations
Hirscheegg, Kleinwalsertal, Austria, January 13-19, 2019

January 18, 2019



U.S. DEPARTMENT OF
ENERGY

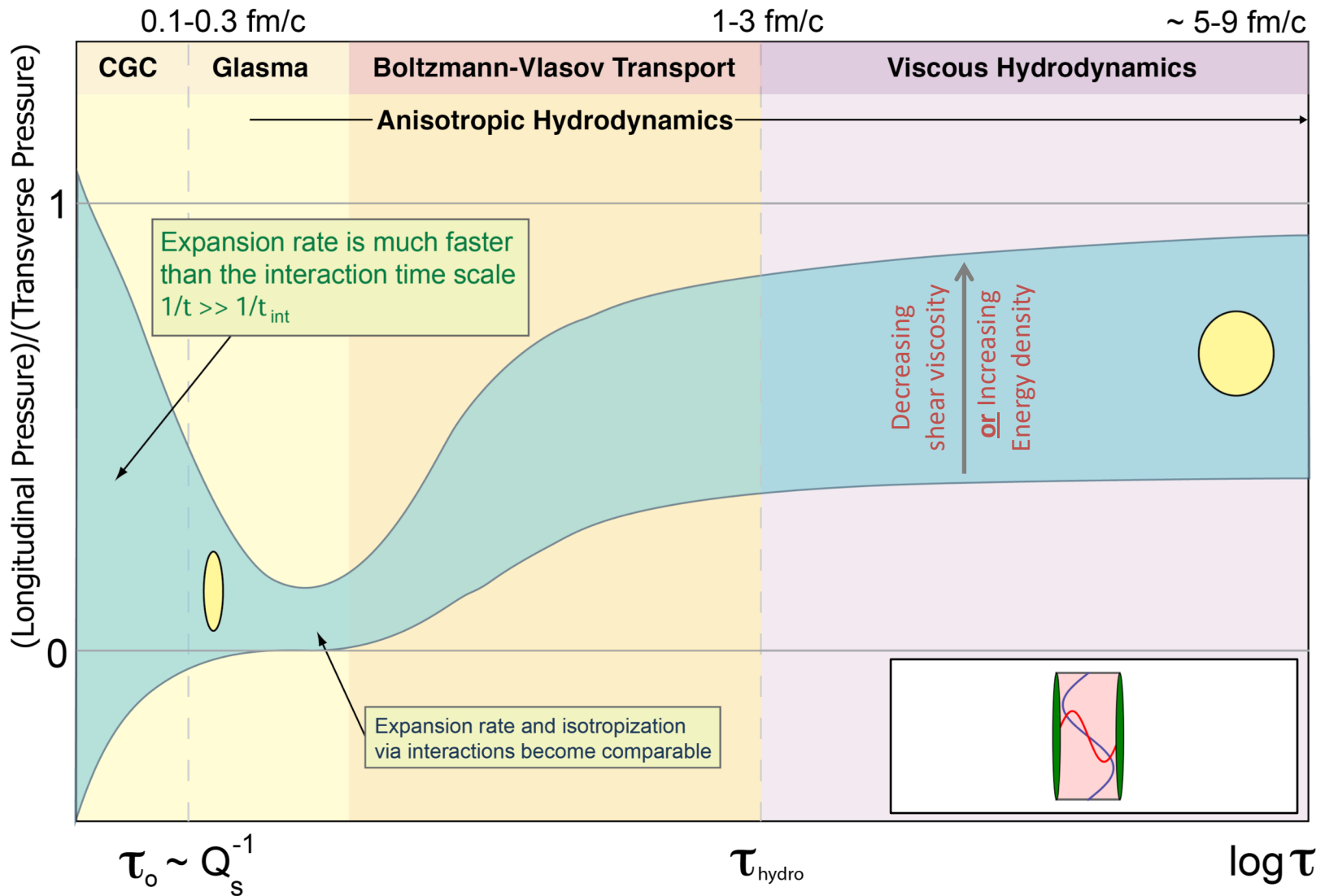


Hirschen

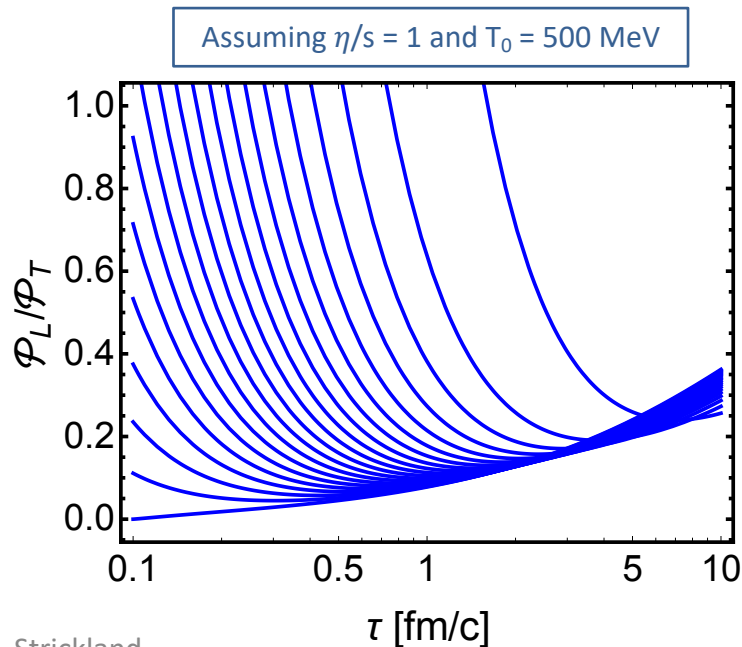
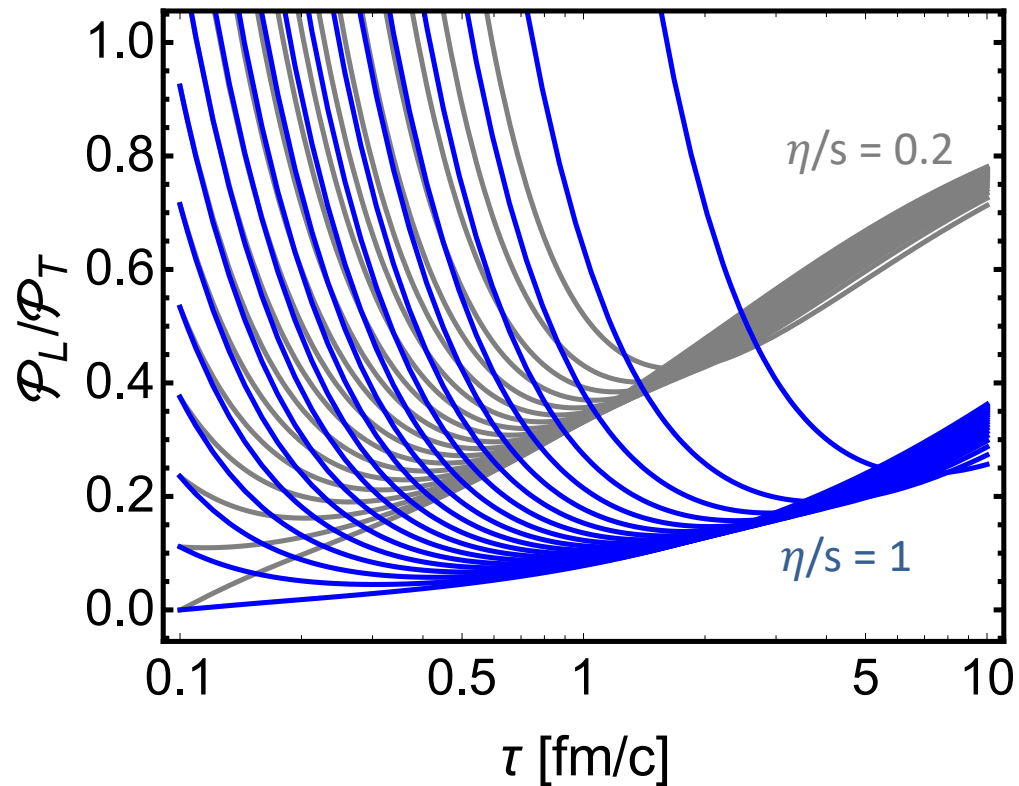
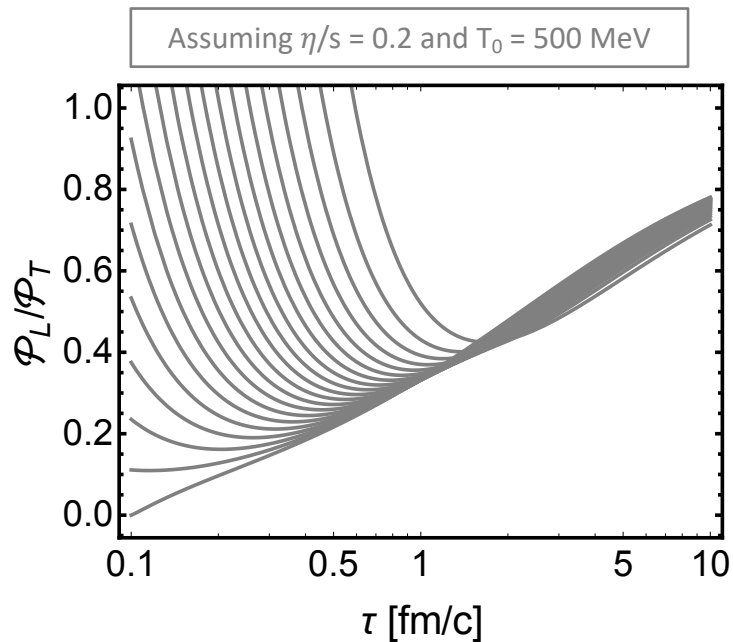
Introduction

- Many disparate approaches find that the QGP is **highly momentum-space anisotropic in the local rest frame** (AdS-CFT, effective kinetic theory with/without plasma instabilities, 2d and 3d Glasma, hadronic transport, ...).
- These EQ deviations persist for many fm/c and are very large near the edges.
- Despite these large momentum-space anisotropies, dissipative hydrodynamics has proven to be quite successful in describing experimental results → **“hydrodynamization”** instead of thermalization
- Why does it work and how can we use our understanding of hydrodynamization to improve existing hydrodynamics theories?
- I will discuss the unreasonable effectiveness of dissipative hydro using the concept of the **non-equilibrium dynamical attractor**.
[see e.g. Heller and Spalinski, Phys. Rev. Lett. 115 (7), 072501 (2015); 1503.07514]
- I extend earlier treatments by studying higher-order moments of the one-particle distribution function.
- I demonstrate that, in RTA, **higher-order moments converge more quickly to their respective attractors than lower-order ones**.
[Strickland, JHEP2018, 128; 1809.01200]

QGP momentum anisotropy cartoon

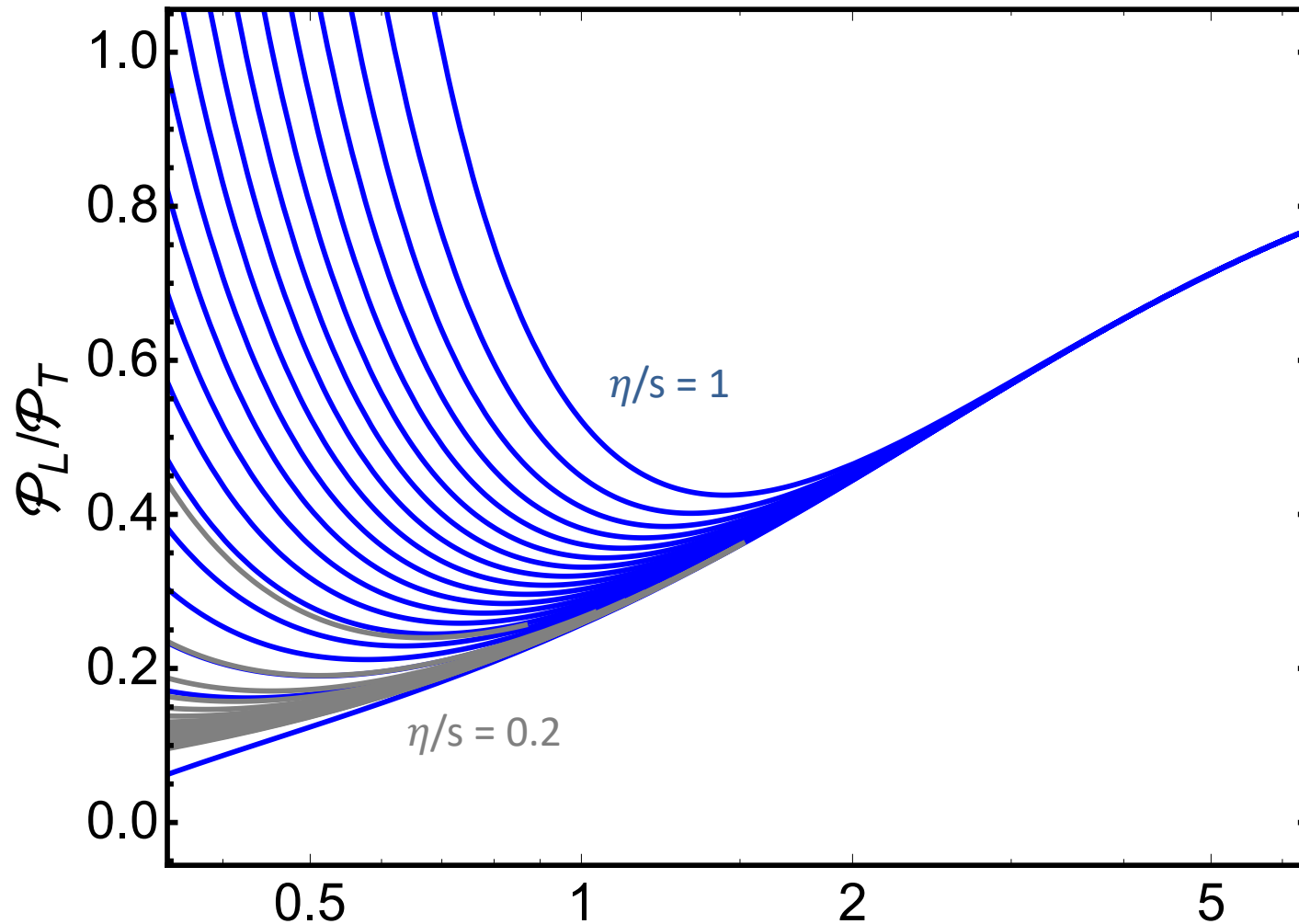


The non-equilibrium attractor



- Solve equations for different initial conditions and different values of the shear viscosity (gray vs blue)
- Hints of universal behavior at late times visible (similar levels of momentum anisotropy)

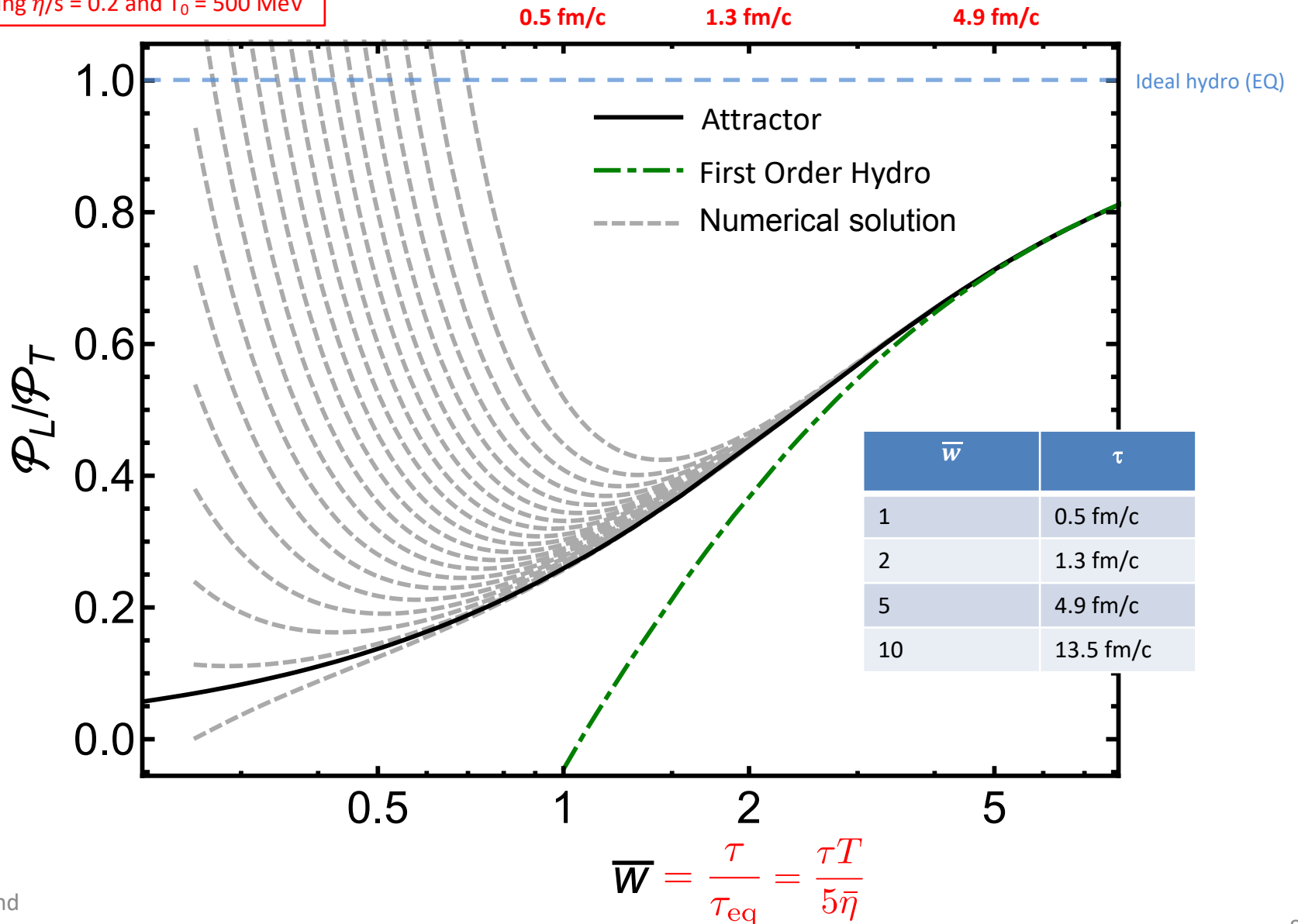
Evidence for an attractor



$$\bar{W} = \frac{\tau}{\tau_{\text{eq}}(\tau)} = \frac{\tau T(\tau)}{5\bar{\eta}(\tau)}$$

The attractor concept

Assuming $\eta/s = 0.2$ and $T_0 = 500$ MeV



Attractor exists in many theories

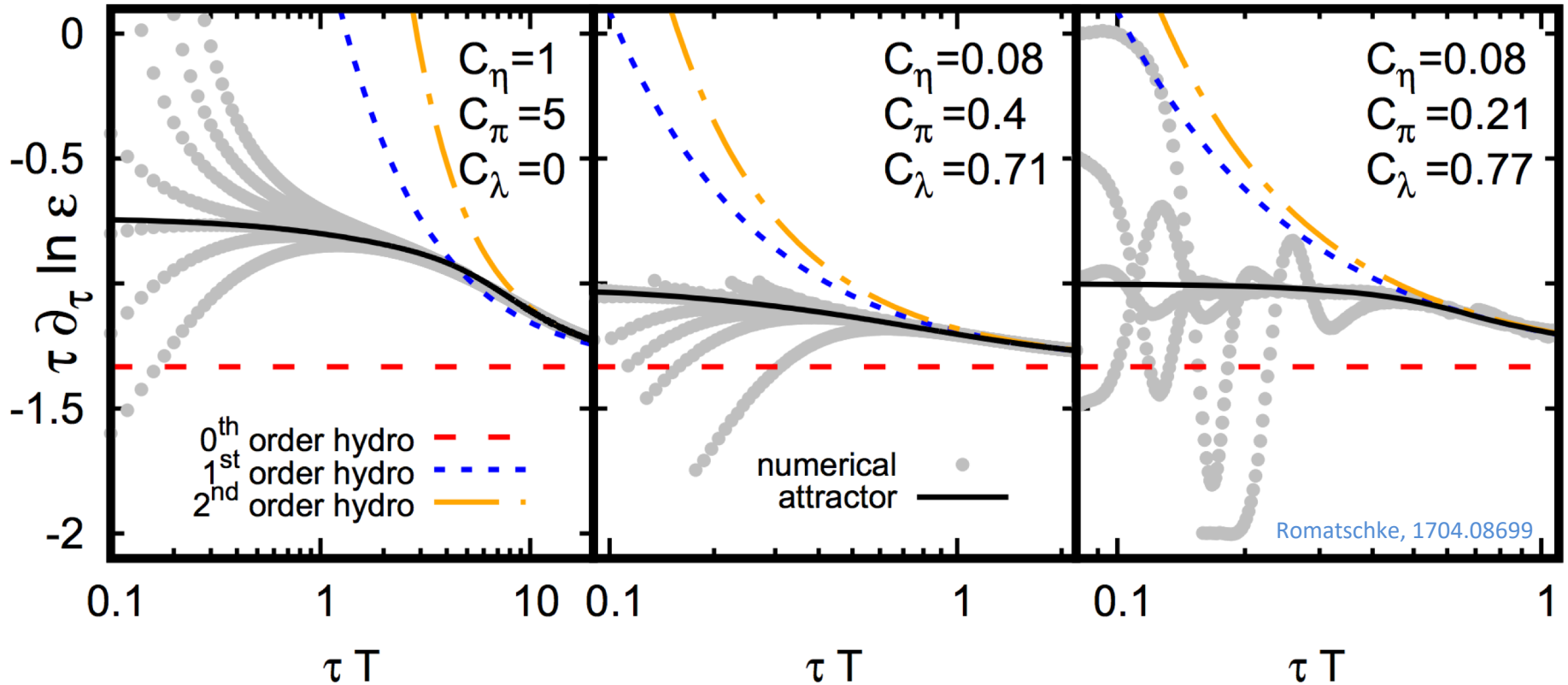
rBRSS Viscous Hydro

Baier, Romatschke, Son, Starinets, and Stephanov

Exact RTA Boltzmann EQ Sol

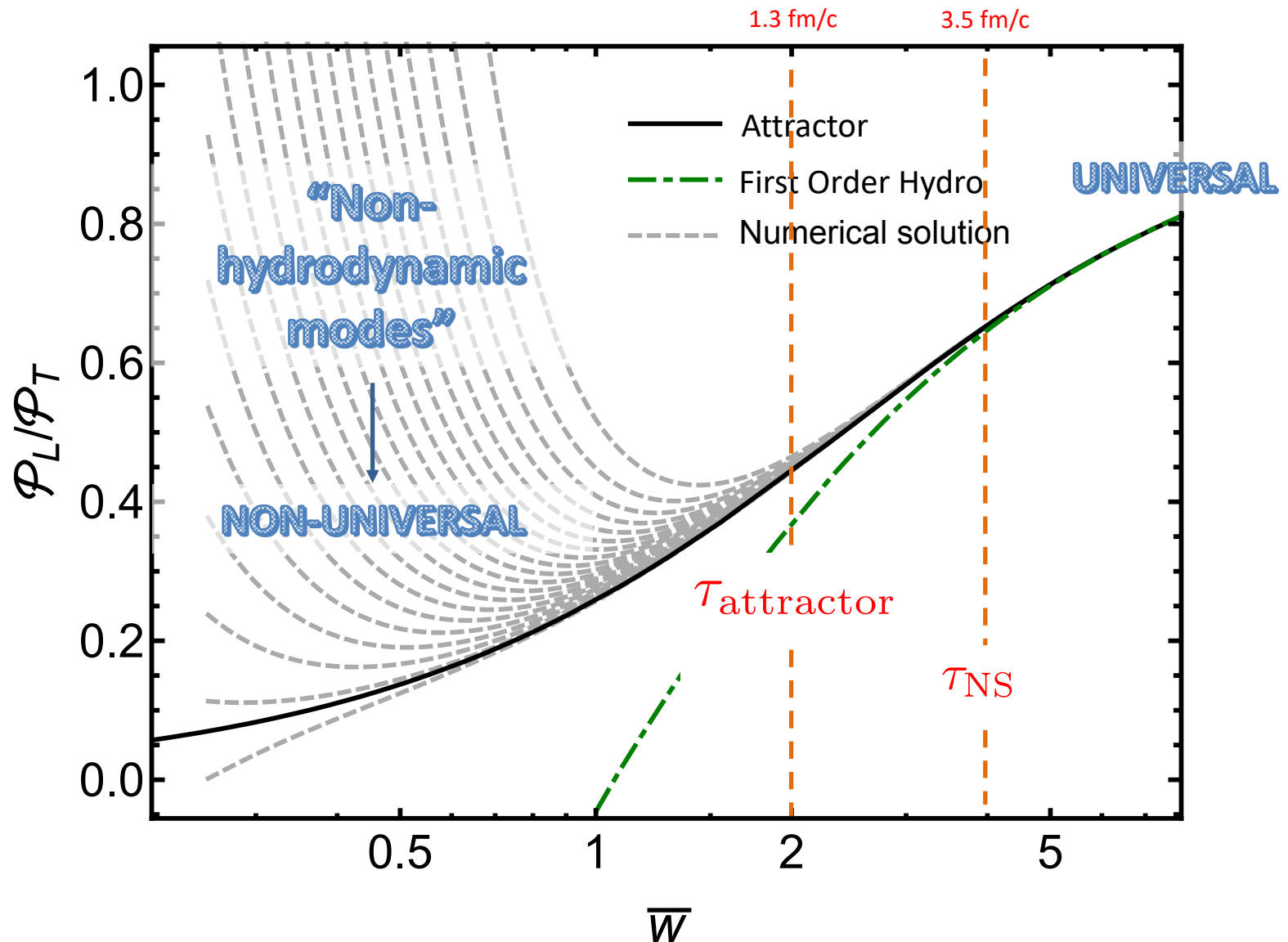
Florkowski, Ryblewski, and MS 1304.0665; 1305.7234

AdS/CFT

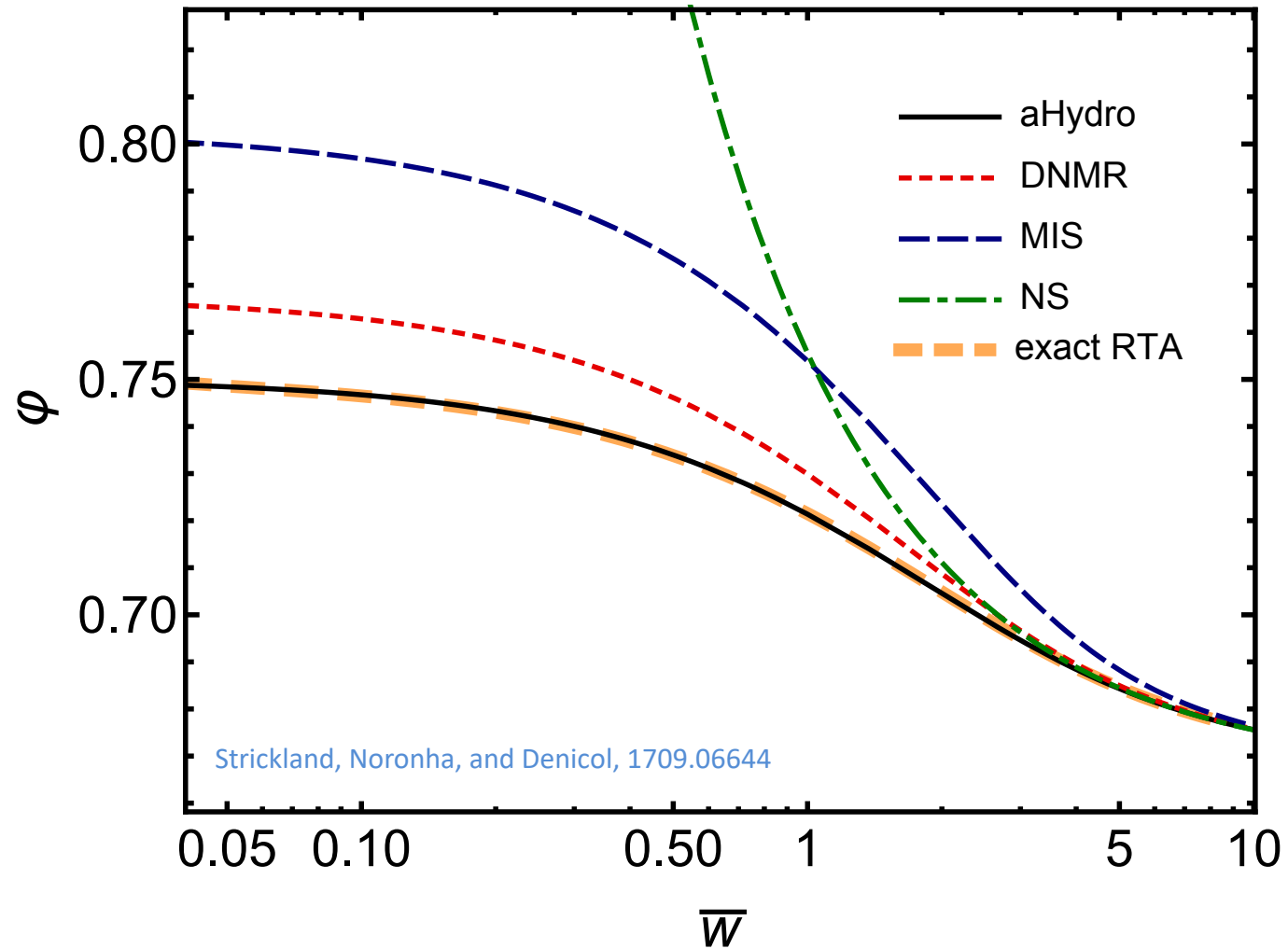


Romatschke, 1704.08699; see also Keegan et al, 1512.05347 for EKT QCD

The attractor concept



Hydro attractors vs the true attractor



Strickland, Noronha, and Denicol, 1709.06644

Beyond hydrodynamics?

M. Strickland, JHEP2018, 128; 1809.01200

- Can the concept of a non-equilibrium attractor be extended beyond the 14 degrees of freedom described using the energy-momentum tensor, number density, and diffusion current?
- In kinetic theory we describe things in terms of a one-particle distribution function $\mathbf{f}(\mathbf{x}, \mathbf{p})$ and the energy-momentum tensor is obtained from low-order moments:

$$T^{\mu\nu} = \int dP p^\mu p^\nu f(x, p) \qquad \int dP \equiv \int \frac{d^3p}{(2\pi)^2 E}$$

- What about more general moments of f ? Particularly ones that are sensitive to higher momenta?

Beyond hydrodynamics?

- For a conformal system it suffices to consider

$$\mathcal{M}^{nm}[f] \equiv \int dP (p \cdot u)^n (p \cdot z)^{2m} f(x, p)$$

- This encompasses the moments necessary to construct the energy momentum tensor, e.g. below, and more

$$\varepsilon = \mathcal{M}^{20} = \int dP (p \cdot u)^2 f(\tau, w, p_T) = T_{\text{LRF}}^{00}$$

$$P_L = \mathcal{M}^{01} = \int dP (p \cdot z)^2 f(\tau, w, p_T) = T_{\text{LRF}}^{zz}$$

Bjorken Expansion: Exact RTA Solution

- Simple model: Boost-invariant, transversally homogeneous Boltzmann equation in relaxation time approximation (RTA).
- Many results in this model, so we can compare with the literature.

Boltzmann EQ $p^\mu \partial_\mu f(x, p) = C[f(x, p)]$

RTA $C[f] = \frac{p_\mu u^\mu}{\tau_{\text{eq}}} \left[f_{\text{eq}}(p_\mu u^\mu, T(x)) - f(x, p) \right]$

Massless Particles

W. Florkowski, R. Ryblewski, and MS,
1304.0665 and 1305.7234

Massive Particles

W. Florkowski, E. Maksymiuk,
R. Ryblewski, and MS, 1402.7348

Solution for the energy density (massless particle case)

$$T^4(\tau) = D(\tau, \tau_0) T_0^4 \frac{\mathcal{H}\left(\frac{\alpha_0 \tau_0}{\tau}\right)}{\mathcal{H}(\alpha_0)} + \int_{\tau_0}^{\tau} \frac{d\tau'}{2\tau_{\text{eq}}(\tau')} D(\tau, \tau') T^4(\tau') \mathcal{H}\left(\frac{\tau'}{\tau}\right)$$

Time-dependent relaxation time $\tau_{\text{eq}}(\tau) = \frac{5\bar{\eta}}{T(\tau)}$

Damping Function $D(\tau_2, \tau_1) = \exp\left[-\int_{\tau_1}^{\tau_2} d\tau \tau_{\text{eq}}^{-1}(\tau)\right]$

0+1d RTA Exact Solution

$$T^4(\tau) = D(\tau, \tau_0) T_0^4 \frac{\mathcal{H}\left(\frac{\alpha_0 \tau_0}{\tau}\right)}{\mathcal{H}(\alpha_0)} + \int_{\tau_0}^{\tau} \frac{d\tau'}{2\tau_{\text{eq}}(\tau')} D(\tau, \tau') T^4(\tau') \mathcal{H}\left(\frac{\tau'}{\tau}\right)$$

Once this integral equation is solved (by numerical iteration), we can construct the full one-particle distribution function $f(\tau, p)$ OR we can compute general moments:

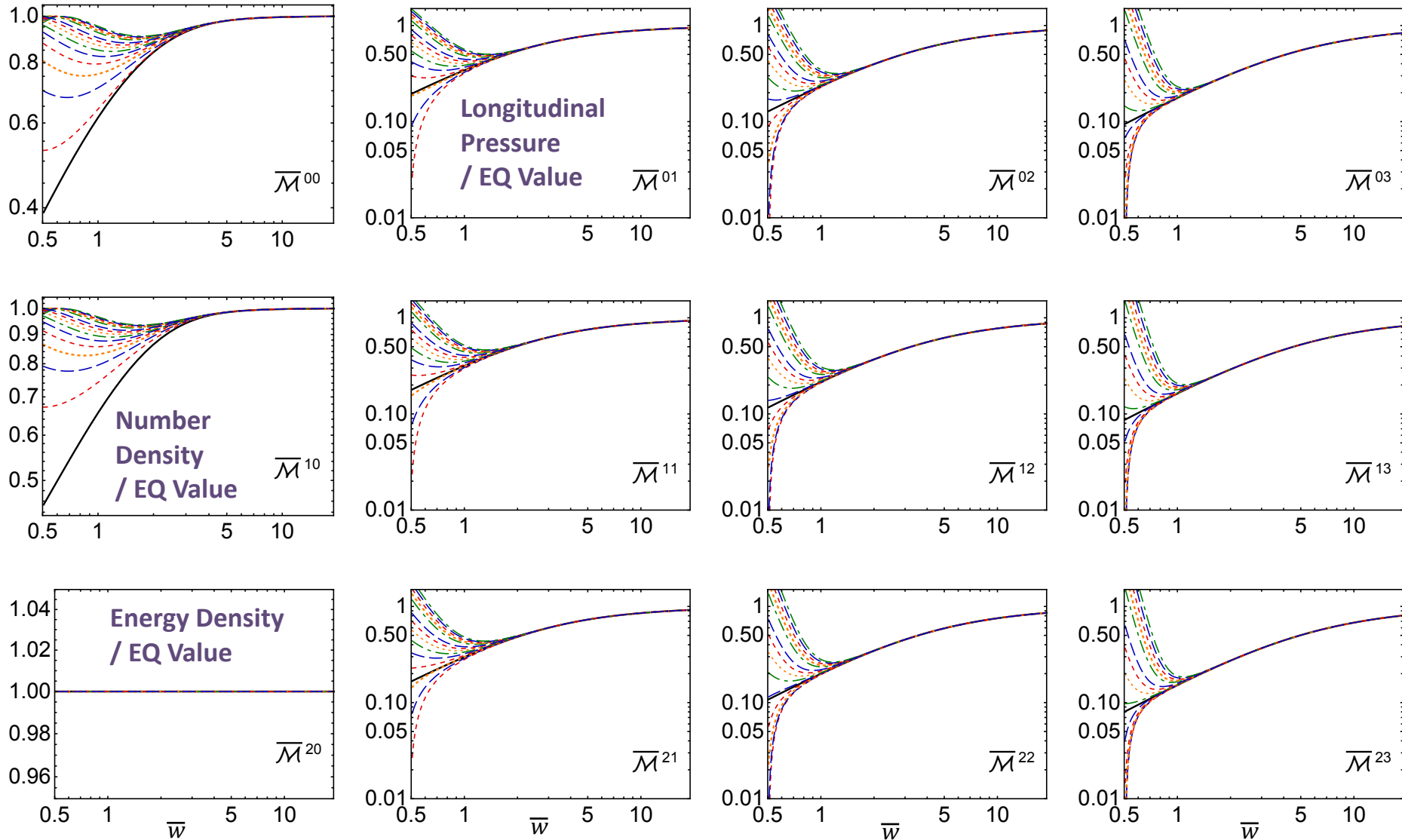
$$f(\tau, w, p_T) = D(\tau, \tau_0) f_0(w, p_T) + \int_{\tau_0}^{\tau} \frac{d\tau'}{\tau_{\text{eq}}(\tau')} D(\tau, \tau') f_{\text{eq}}(\tau', w, p_T)$$

$$\mathcal{M}^{nm}(\tau) = \frac{\Gamma(n + 2m + 2)}{(2\pi)^2} \left[D(\tau, \tau_0) 2^{(n+2m+2)/4} T_0^{n+2m+2} \frac{\mathcal{H}^{nm}\left(\frac{\alpha_0 \tau_0}{\tau}\right)}{[\mathcal{H}^{20}(\alpha_0)]^{(n+2m+2)/4}} + \int_{\tau_0}^{\tau} \frac{d\tau'}{\tau_{\text{eq}}(\tau')} D(\tau, \tau') T^{n+2m+2}(\tau') \mathcal{H}^{nm}\left(\frac{\tau'}{\tau}\right) \right],$$

$$\mathcal{H}^{nm}(y) = \frac{2y^{2m+1}}{2m+1} {}_2F_1\left(\frac{1}{2} + m, \frac{1-n}{2}; \frac{3}{2} + m; 1 - y^2\right).$$

Behavior of higher order moments

M. Strickland, JHEP2018, 128; 1809.01200



Black Line = Attractor Solution

Dashed colored lines = scan of initial conditions

Time scales

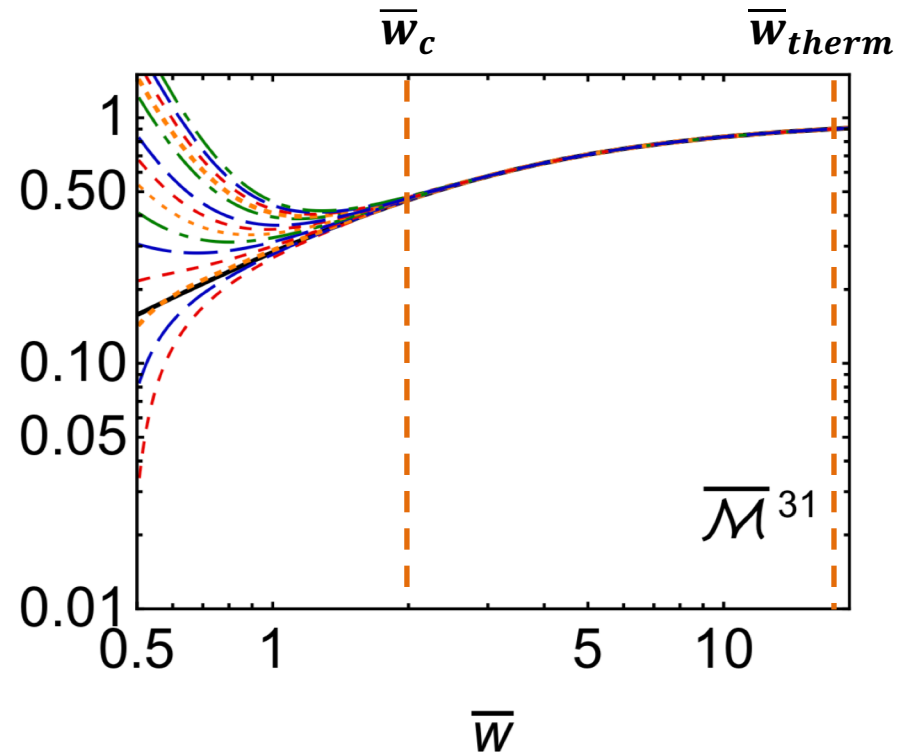
From each of these results, we can obtain

1. An estimate of the thermalization time by requiring that the scaled moment reaches 0.9.

→ **Thermalization time \bar{w}_{therm}**

2. An estimate of the time it takes each moment to approach its respective attractor solution to within a given tolerance.

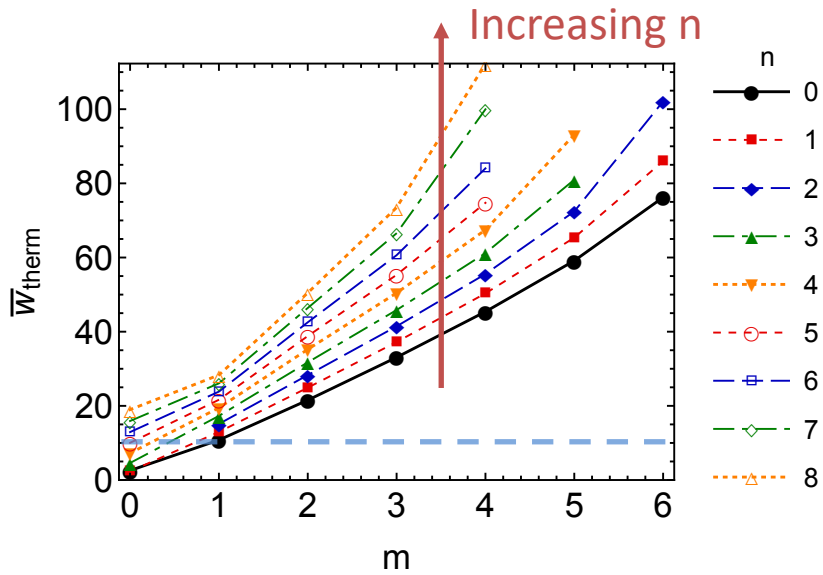
→ **Convergence (or pseudo-thermalization) time \bar{w}_c**



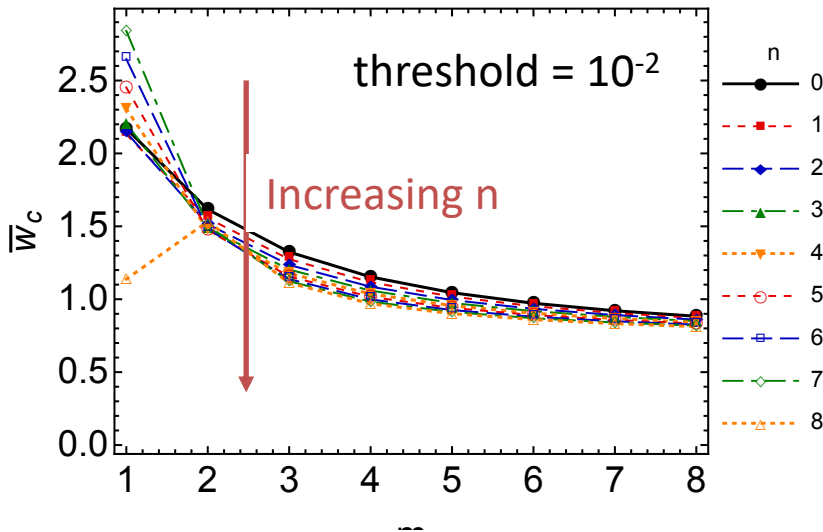
\bar{w}	τ
1	0.5 fm/c
2	1.3 fm/c
5	4.9 fm/c
10	13.5 fm/c

Assuming $\eta/s = 0.2$ and $T = 500$ MeV

Time scales



- As m or n increase the thermalization time increases
- For $m > 2$ ($n > 1$) convergence time decrease as n (m) increases
- This demonstrates that at large n, m there is a parametric separation of scales



	\bar{w}	τ
1		0.5 fm/c
2		1.3 fm/c
5		4.9 fm/c
10		13.5 fm/c

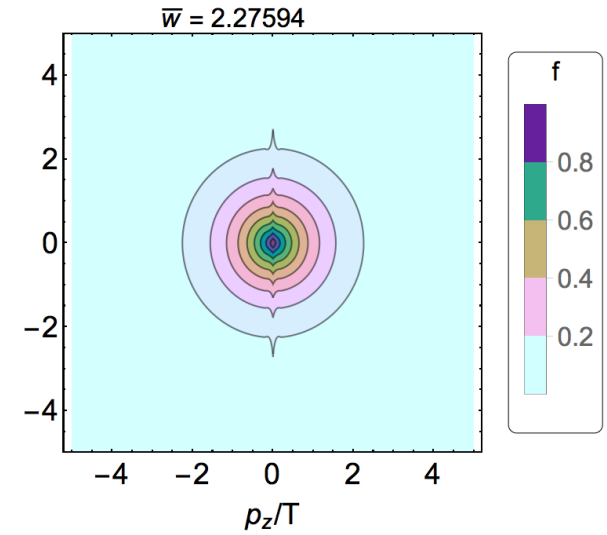
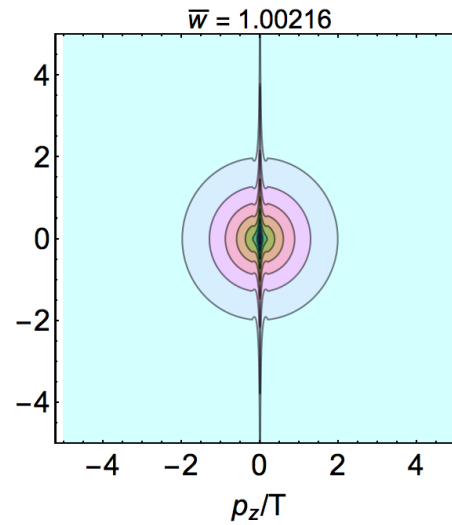
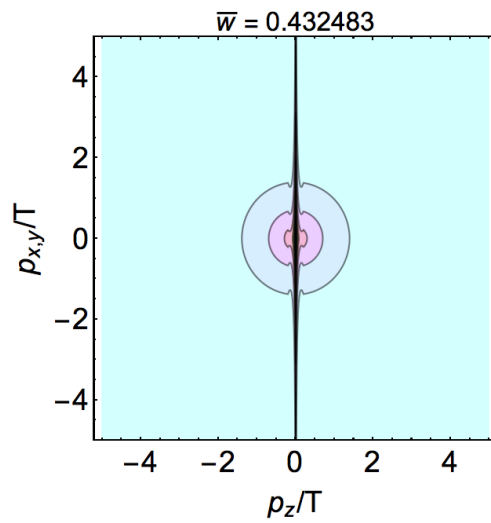
Assuming $\eta/s = 0.2$ and $T = 500$ MeV

The attractor for the distribution function itself

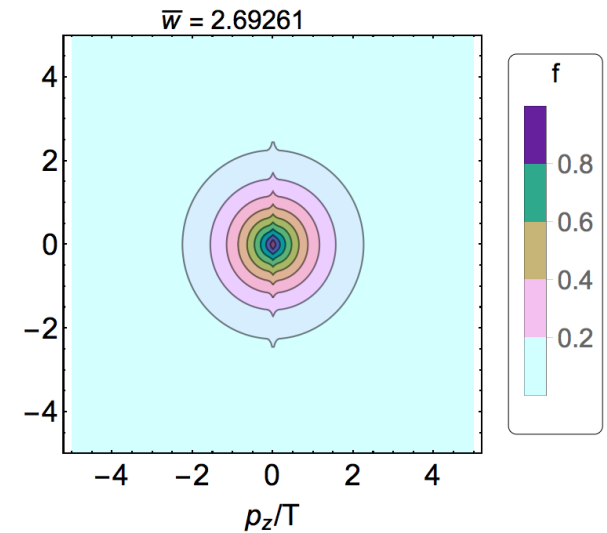
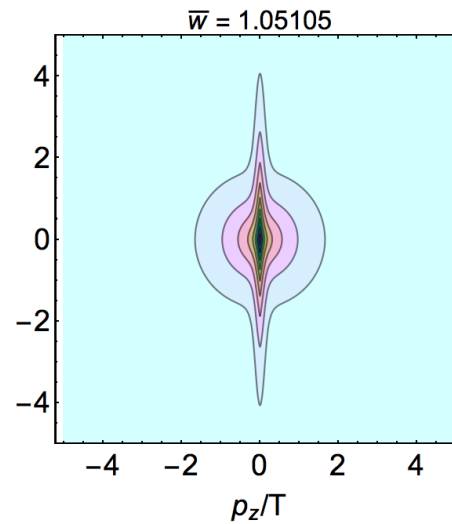
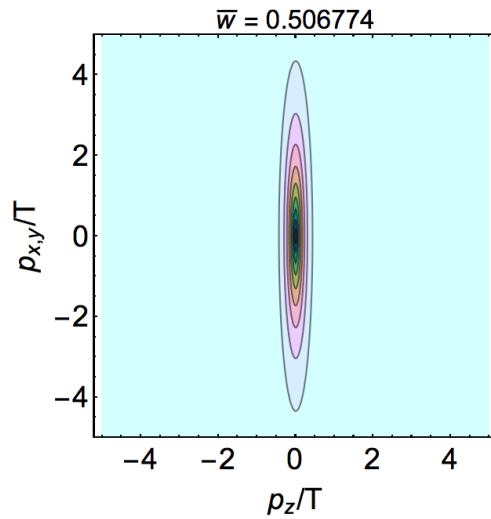
Attractor distribution function

M. Strickland, JHEP2018, 128; 1809.01200

Attractor Solution

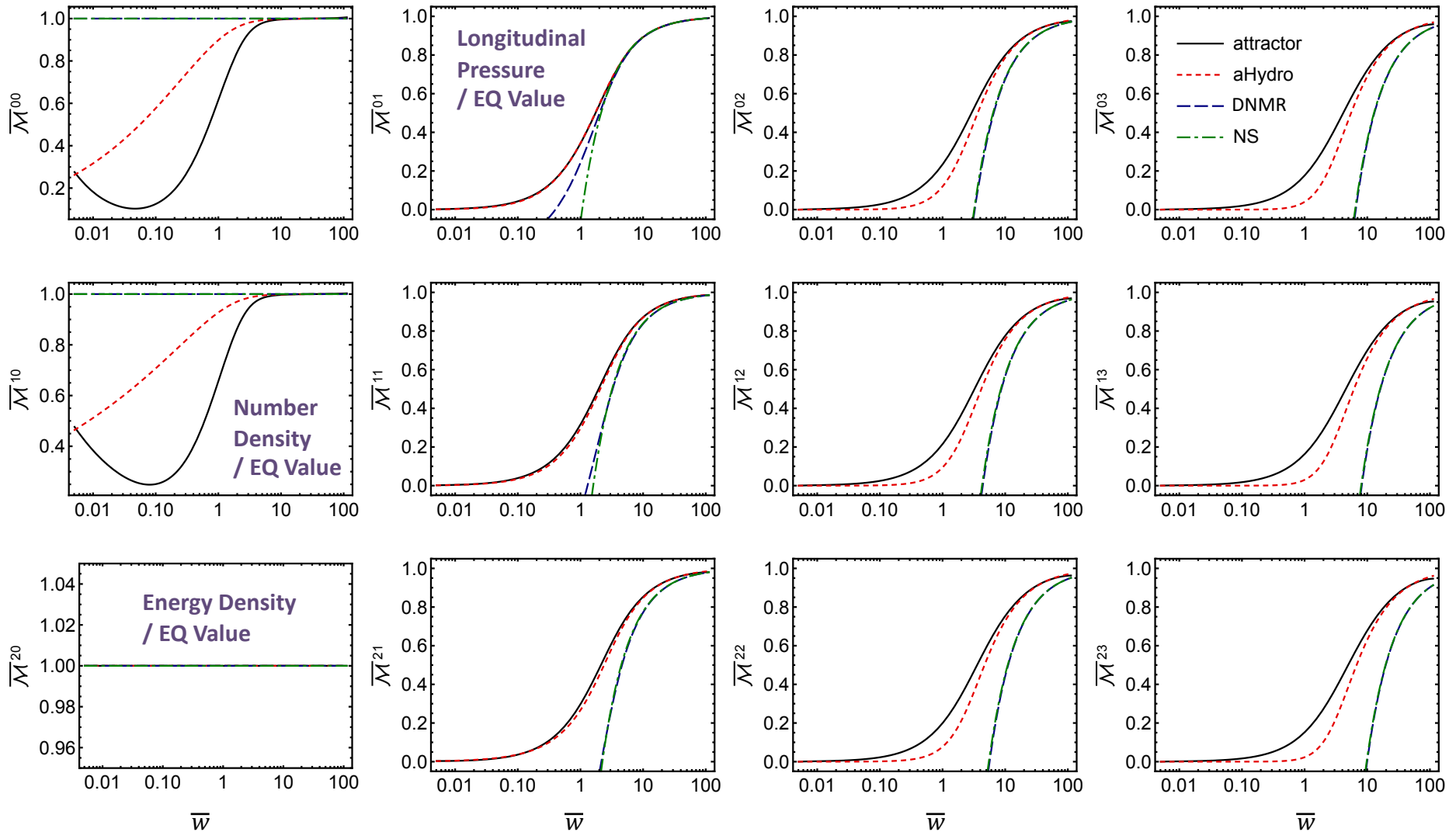


Generic IC Solution



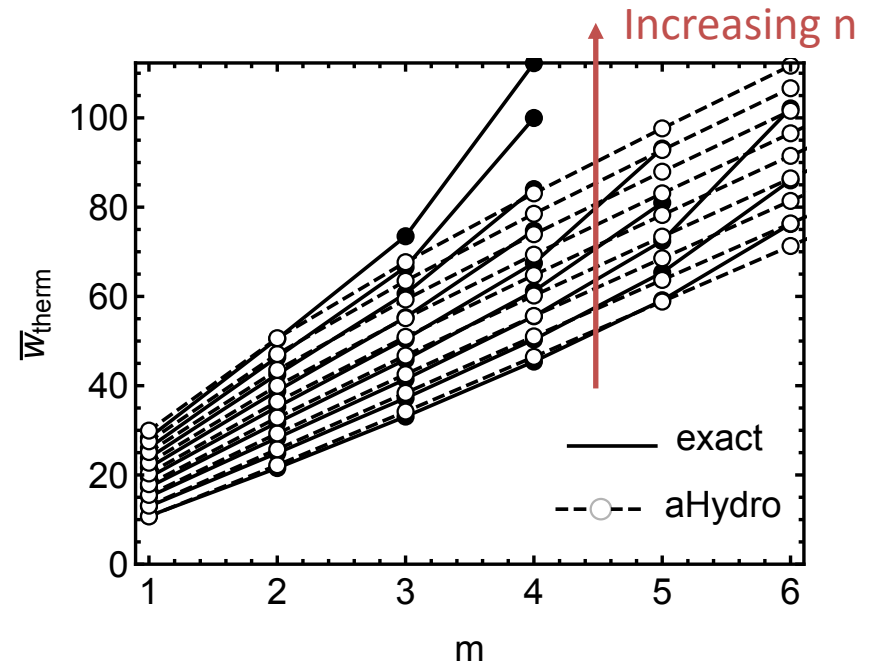
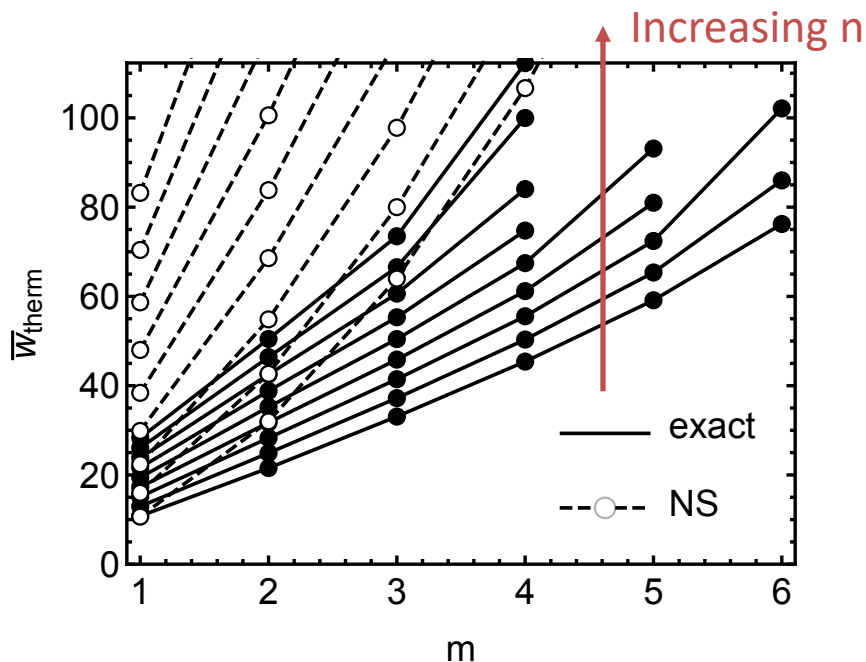
Comparison of exact attractor for moments with different hydrodynamics approximations

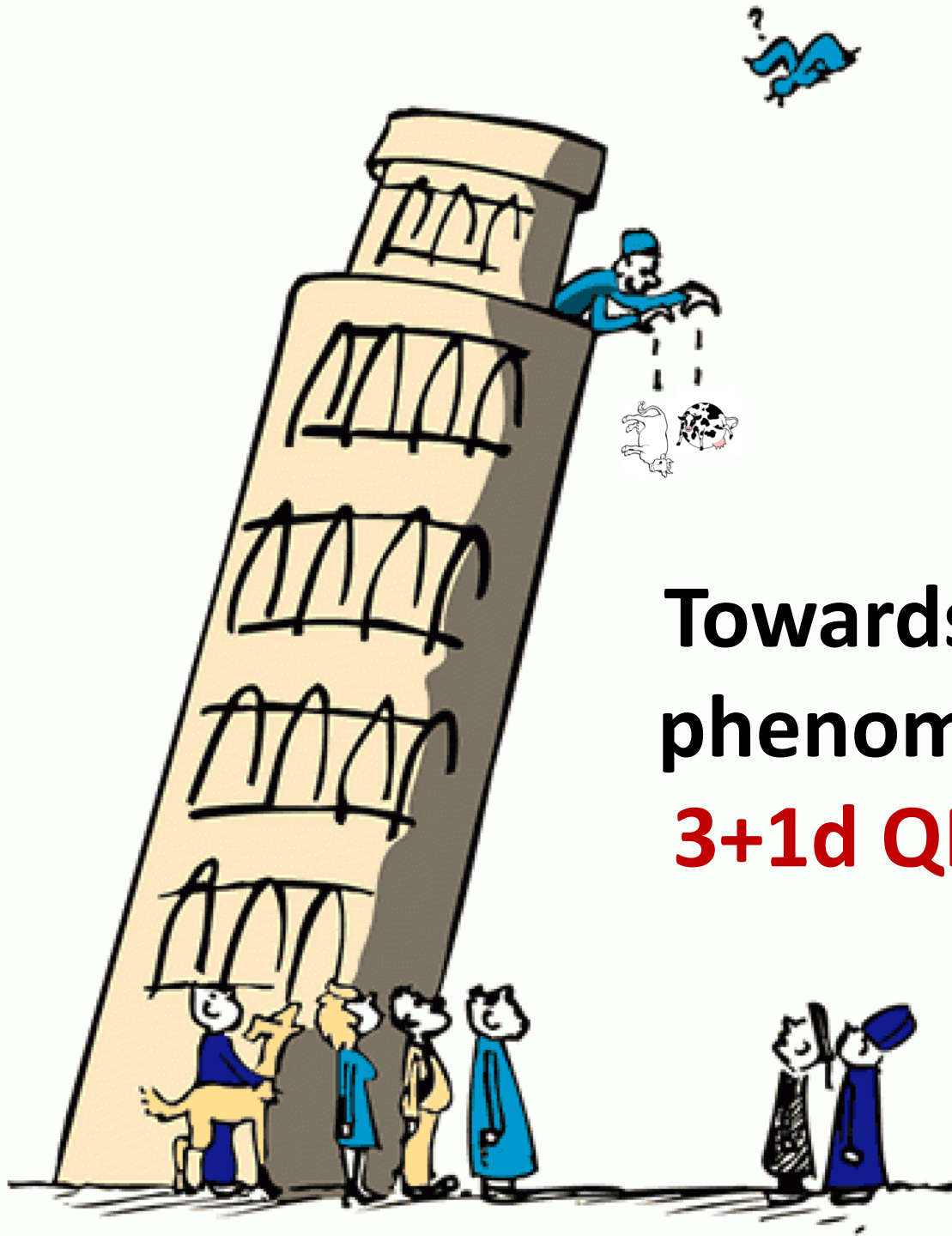
Hydrodynamic comparisons



Hydrodynamic comparisons

- aHydro does best job in reproducing the exact moments.
- Failure of standard viscous hydro to describe high-order moments means that the system does not “hydrodynamize” in the traditional sense.
- aHydro works reasonably well, even for high-order moments.
- Fast convergence of exact solution to attractor does suggest fast “pseudothermalization”





Towards realistic phenomenology: **3+1d QP aHydro**

Generalized aHydro formalism

In aHydro, one starts from kinetic theory and assumes that the distribution function is of the form

$$f(x, p) = f_{\text{eq}} \left(\frac{\sqrt{p^\mu \Xi_{\mu\nu}(x) p^\nu}}{\lambda(x)}, \frac{\mu(x)}{\lambda(x)} \right) + \delta\tilde{f}(x, p)$$

$$\Xi^{\mu\nu} = \underbrace{u^\mu u^\nu}_{\text{LRF four velocity}} + \underbrace{\xi^{\mu\nu}}_{\text{Traceless symmetric anisotropy tensor}} - \underbrace{\Delta^{\mu\nu}}_{\substack{\uparrow \\ \text{Transverse projector}}} \underbrace{\Phi}_{\text{"Bulk"}}$$

$$\begin{aligned} u^\mu u_\mu &= 1 \\ \xi^\mu{}_\mu &= 0 \\ \Delta^\mu{}_\mu &= 3 \\ u_\mu \xi^{\mu\nu} &= u_\mu \Delta^{\mu\nu} = 0 \end{aligned}$$

Generalized aHydro formalism

In aHydro, one starts from kinetic theory and assumes that the distribution function is of the form

$$f(x, p) = f_{\text{eq}} \left(\frac{\sqrt{p^\mu \Xi_{\mu\nu}(x) p^\nu}}{\lambda(x)}, \frac{\mu(x)}{\lambda(x)} \right) + \cancel{\delta \tilde{f}(x, p)}$$

$$\Xi^{\mu\nu} = \underbrace{u^\mu u^\nu}_{\text{LRF four velocity}} + \underbrace{\xi^{\mu\nu}}_{\text{Traceless symmetric anisotropy tensor}} - \underbrace{\Delta^{\mu\nu}}_{\substack{\uparrow \\ \text{Transverse projector}}} \underbrace{\Phi}_{\text{"Bulk"}}$$

$$\begin{aligned} u^\mu u_\mu &= 1 \\ \xi^\mu{}_\mu &= 0 \\ \Delta^\mu{}_\mu &= 3 \\ u_\mu \xi^{\mu\nu} &= u_\mu \Delta^{\mu\nu} = 0 \end{aligned}$$

Implementing the equation of state

M. Alqahtani, M. Nopoush, and MS, 1509.02913; 1605.02101

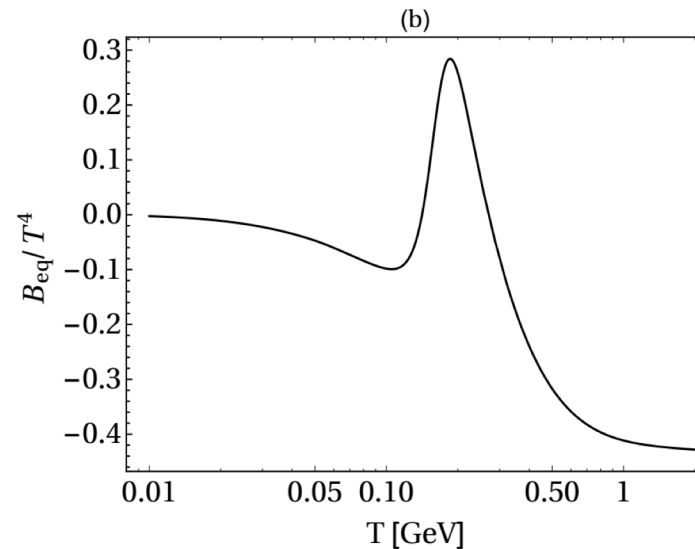
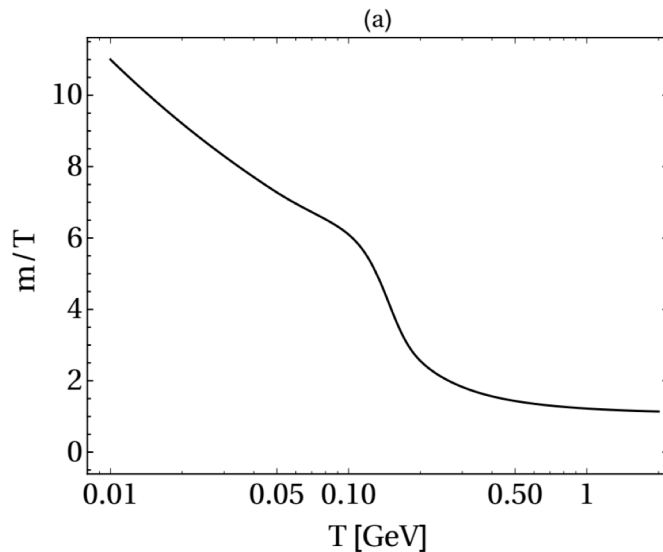
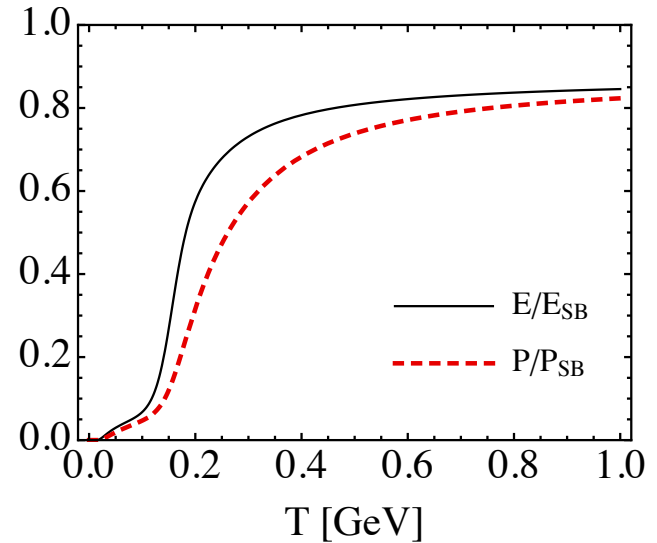
M. Alqahtani, M. Nopoush, R. Ryblewski, and MS, 1703.05808 (PRL); 1705.10191

Quasiparticle Method

$$T^{\mu\nu} = T_{\text{kinetic}}^{\mu\nu} + Bg^{\mu\nu}$$

$$p^\mu \partial_\mu f + \frac{1}{2} \partial_i m^2 \partial_{(p)}^i f = -\mathcal{C}[f]$$

$$\partial_\mu B = -\frac{1}{2} \partial_\mu m^2 \int dP f(x, p)$$



Implementing the equation of state

M. Alqahtani, M. Nopoush, and MS, 1509.02913; 1605.02101

M. Alqahtani, M. Nopoush, R. Ryblewski, and MS, 1703.05808 (PRL); 1705.10191

Quasiparticle Method

$$T^{\mu\nu} = T_{\text{kinetic}}^{\mu\nu} + Bg^{\mu\nu}$$

$$p^\mu \partial_\mu f + \frac{1}{2} \partial_i m^2 \partial_{(p)}^i f = -\mathcal{C}[f]$$

$$\partial_\mu B = -\frac{1}{2} \partial_\mu m^2 \int dP f(x, p)$$

Shear viscosity

Fix relaxation time as a function of the energy density by requiring fixed shear viscosity to entropy density ratio.

$$\frac{\eta}{\tau_{\text{eq}}} = \frac{1}{T} I_{3,2}(\hat{m}_{\text{eq}})$$

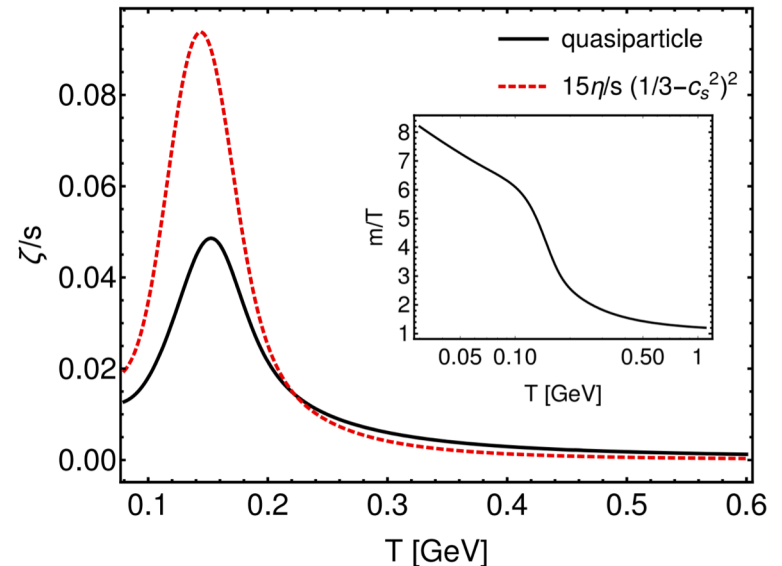
Bulk viscosity

$$\frac{\zeta}{\tau_{\text{eq}}} = \frac{5}{3T} I_{3,2} - c_s^2 (\mathcal{E} + \mathcal{P}) + T \hat{m}^3 \frac{dm}{dT} I_{1,1}$$

$$I_{3,2}(x) = \frac{N_{\text{dof}} T^5 x^5}{30\pi^2} \left[\frac{1}{16} (K_5(x) - 7K_3(x) + 22K_1(x)) - K_{i,1}(x) \right],$$

$$K_{i,1}(x) = \frac{\pi}{2} \left[1 - xK_0(x)\mathcal{S}_{-1}(x) - xK_1(x)\mathcal{S}_0(x) \right],$$

$$I_{1,1} = \frac{g m^3}{6\pi^2} \left[\frac{1}{4} (K_3 - 5K_1) + K_{i,1} \right]$$



Anisotropic Cooper-Frye Freezeout

M. Alqahtani, M. Nopoush, and MS, 1605.02101

M. Alqahtani, M. Nopoush, R. Ryblewski, and MS, 1703.05808 (PRL); 1705.10191

- Use same form for “anisotropic freeze-out” at LO
- Form includes both shear and bulk corrections to the distribution function
- Use energy density (scalar) to determine the freeze-out hypersurface Σ

$$f(x, p) = f_{\text{iso}} \left(\frac{1}{\lambda} \sqrt{p_\mu \Xi^{\mu\nu} p_\nu} \right)$$

$$\Xi^{\mu\nu} = \underbrace{u^\mu u^\nu}_{\text{isotropic}} + \underbrace{\xi^{\mu\nu}}_{\text{anisotropy tensor}} - \underbrace{\Phi \Delta^{\mu\nu}}_{\text{bulk correction}}$$

$$\xi_{\text{LRF}}^{\mu\nu} \equiv \text{diag}(0, \xi_x, \xi_y, \xi_z)$$

$$\xi^\mu{}_\mu = 0 \quad u_\mu \xi^\mu{}_\nu = 0$$

$$\left(p^0 \frac{dN}{dp^3} \right)_i = \frac{\mathcal{N}_i}{(2\pi)^3} \int f_i(x, p) p^\mu d\Sigma_\mu,$$

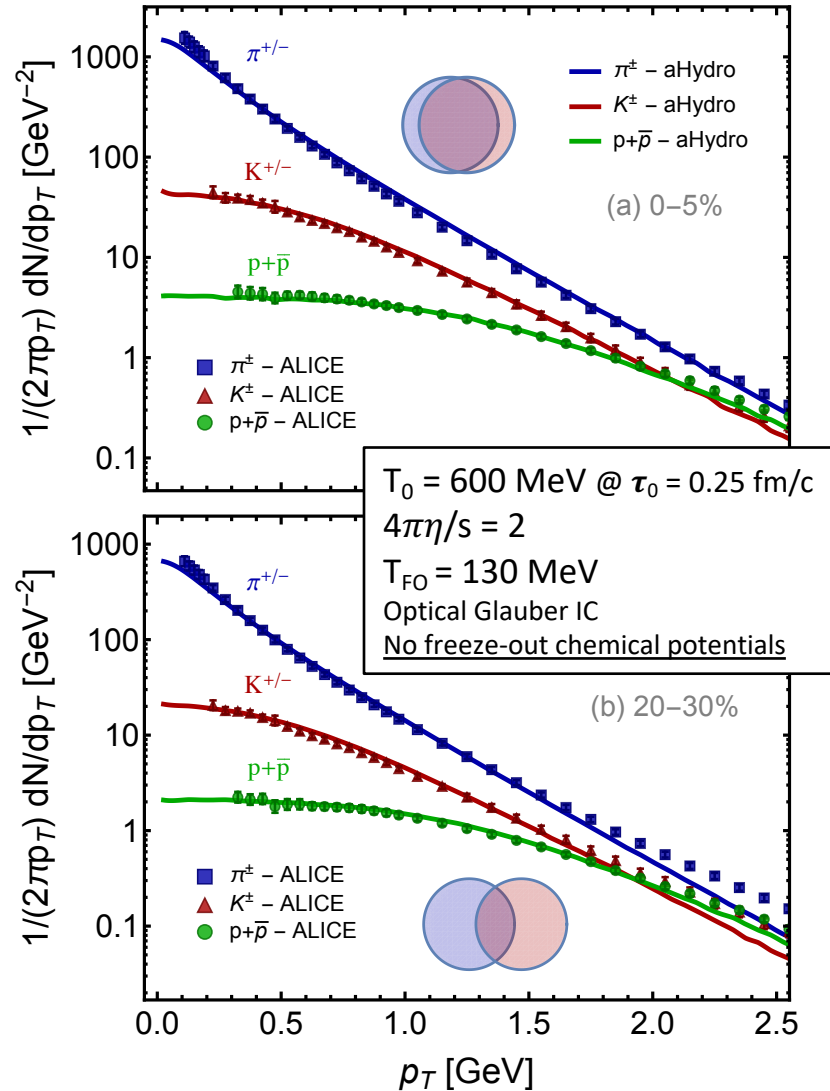
NOTE: Usual 2nd-order viscous hydro form

$$f(p, x) = f_{\text{eq}} \left[1 + (1 - a f_{\text{eq}}) \frac{p_\mu p_\nu \Pi^{\mu\nu}}{2(\epsilon + P)T^2} \right]$$

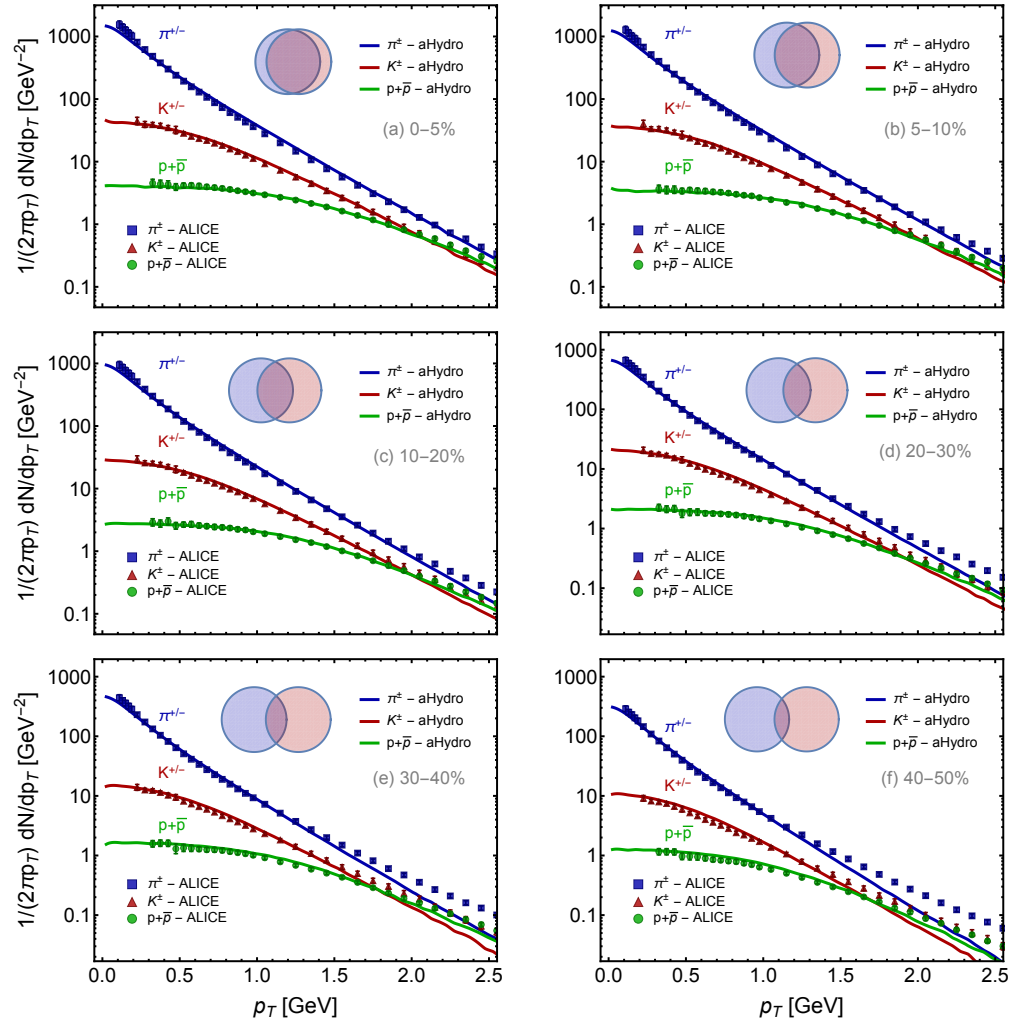
$$f_{\text{eq}} = 1 / [\exp(p \cdot u / T) + a] \quad a = -1, +1, \text{ or } 0$$

- This form suffers from the problem that the distribution function can be negative in some regions of phase space \rightarrow unphysical
- **Problem becomes much worse when including the bulk viscous correction.**

Identified particle spectra (LHC)



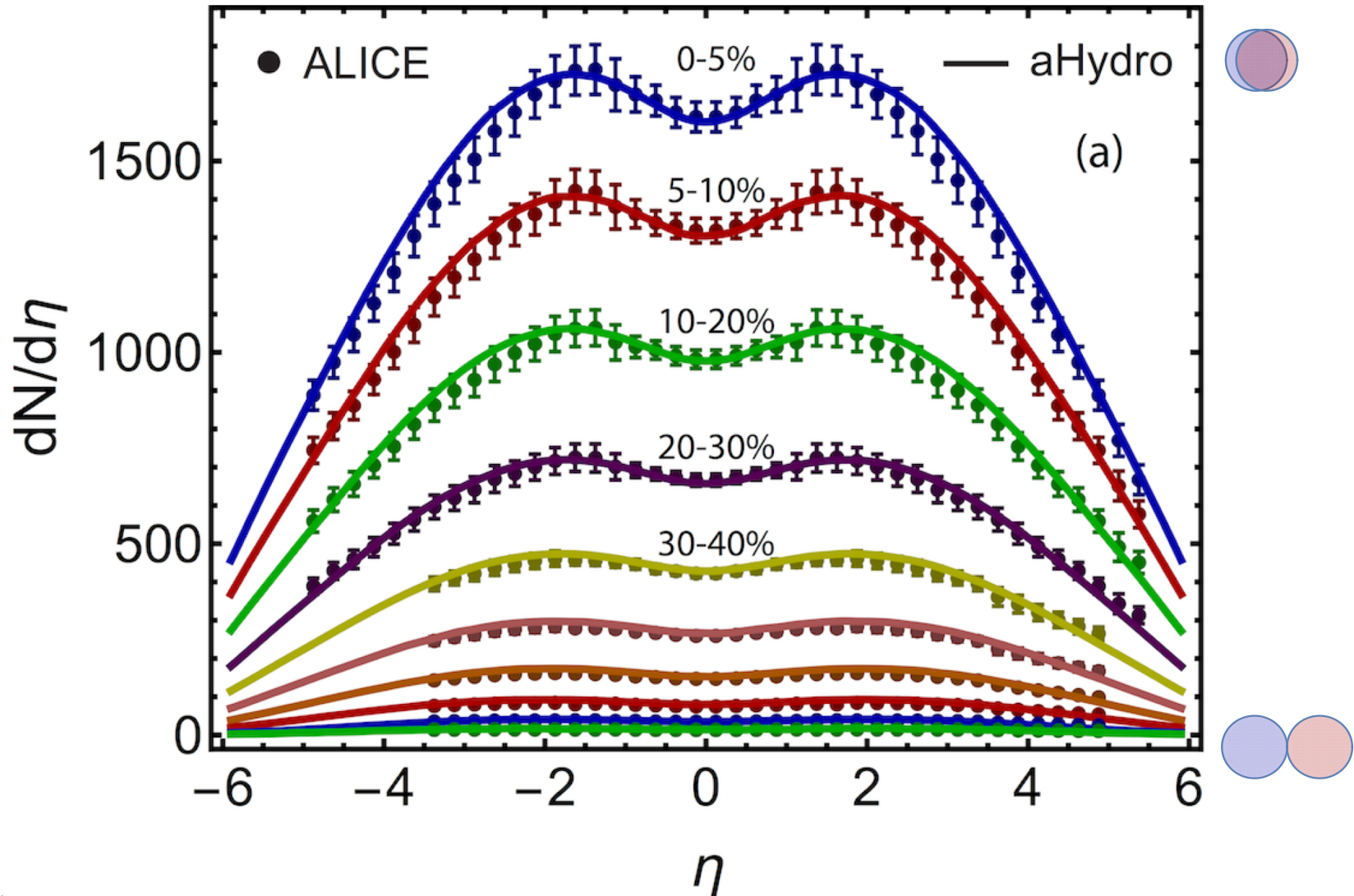
Alqahtani, Nopoush, Ryblewski, MS, 1703.05808 (PRL); 1705.10191



Data are from the ALICE collaboration data for **Pb-Pb collisions @ 2.76 TeV/nucleon**

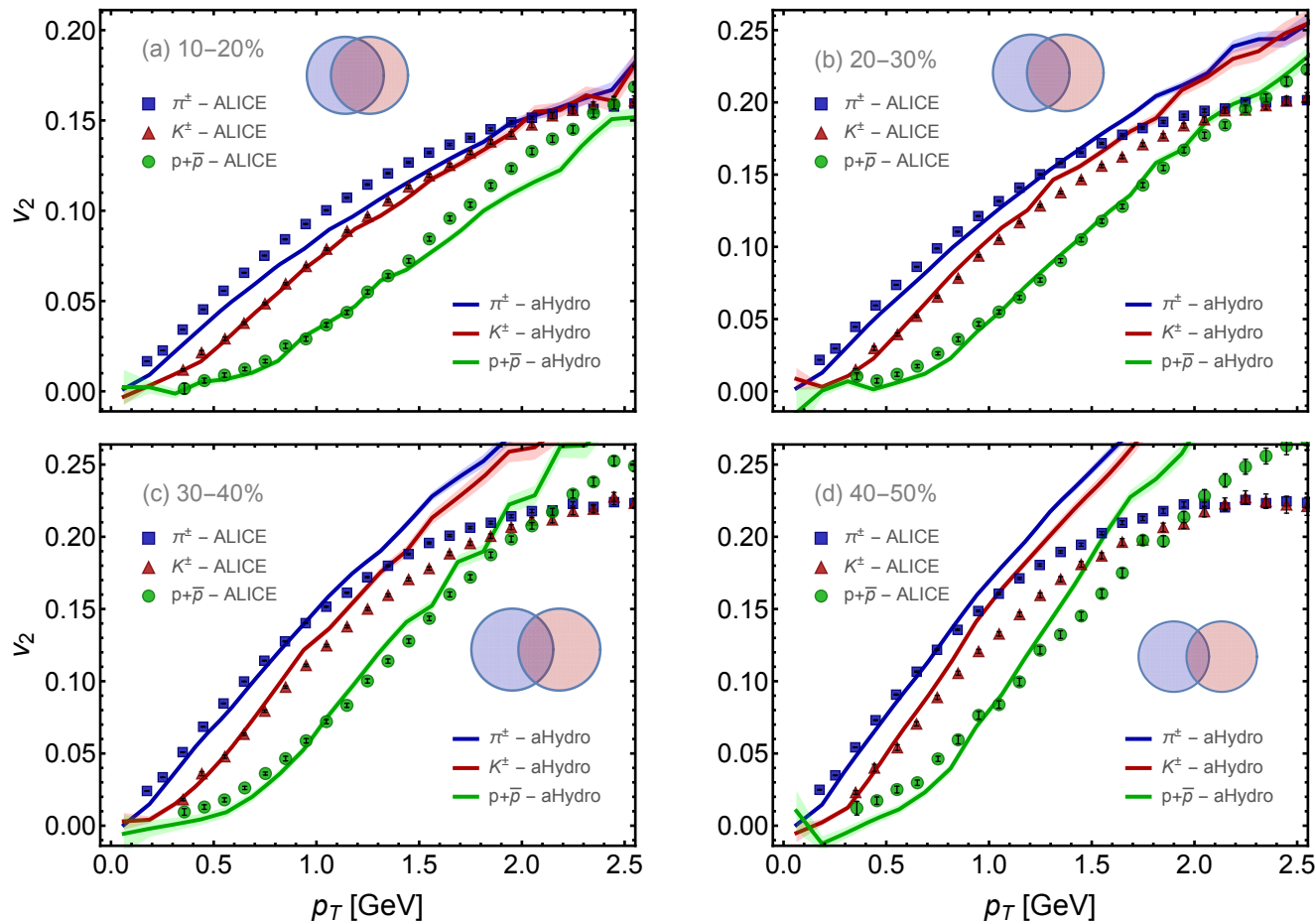
Charged particle multiplicity (LHC)

Alqahtani, Nopoush, Ryblewski, MS, 1703.05808 (PRL); 1705.10191



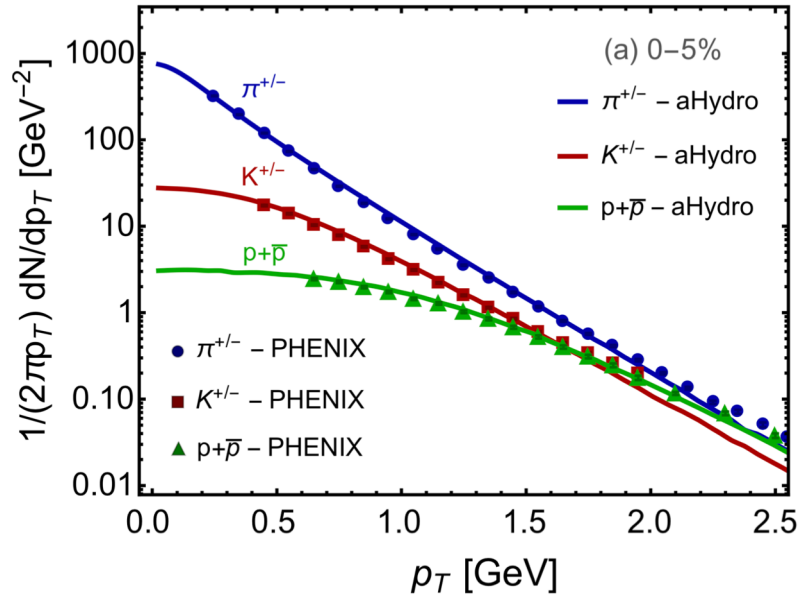
Elliptic flow (LHC)

- Quite good description of identified particle elliptic flow as well
- Central collisions \rightarrow need to include fluctuating init. conditions!



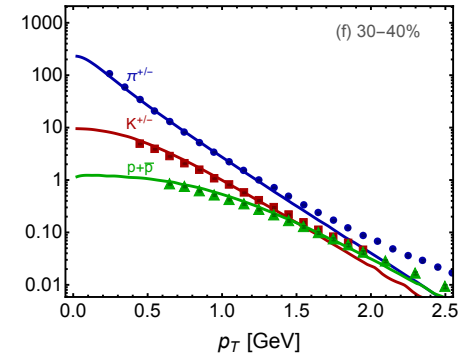
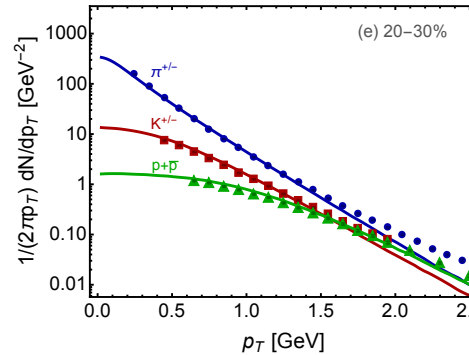
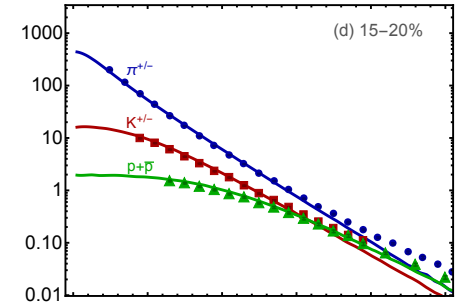
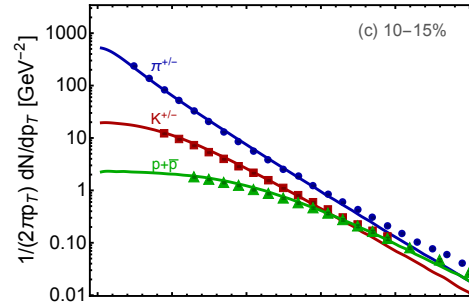
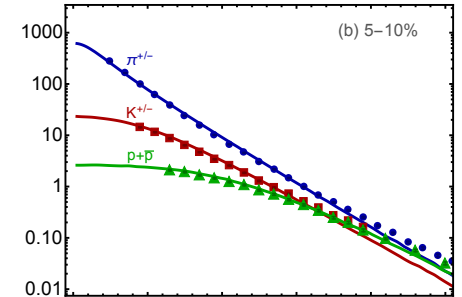
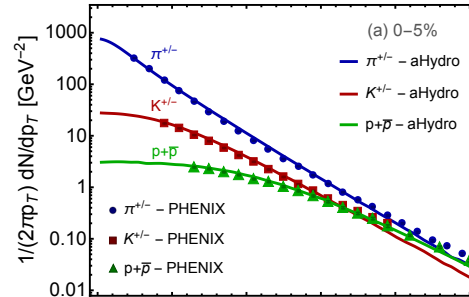
Alqahtani, Nopoush, Ryblewski, MS, 1703.05808 (PRL); 1705.10191

ID'd particle spectra (RHIC)

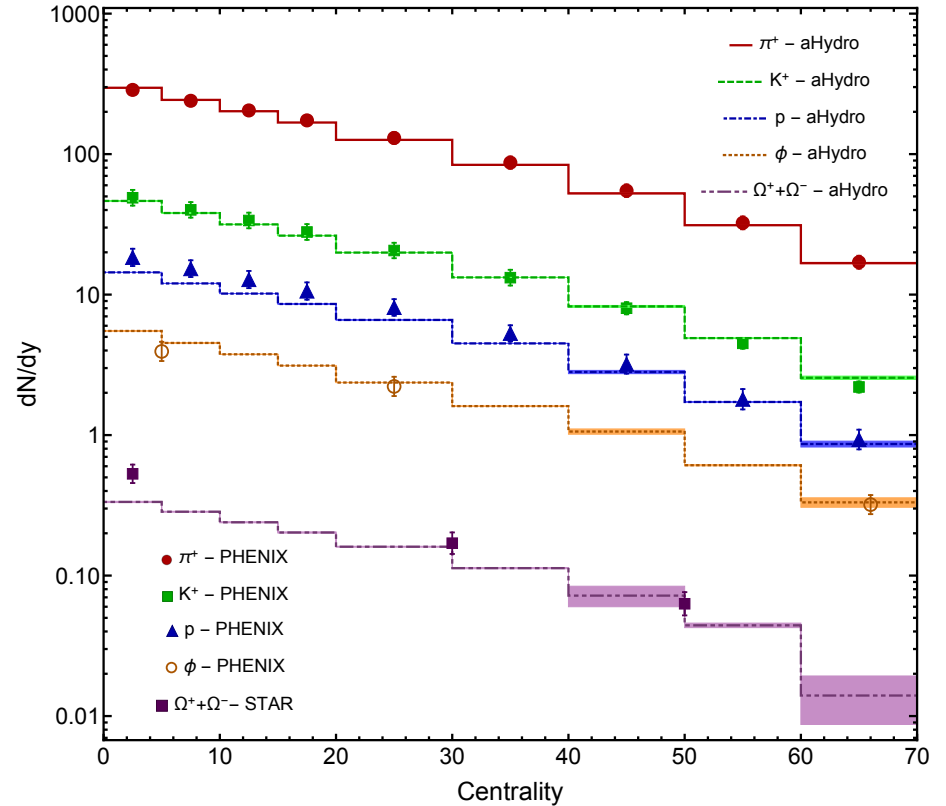
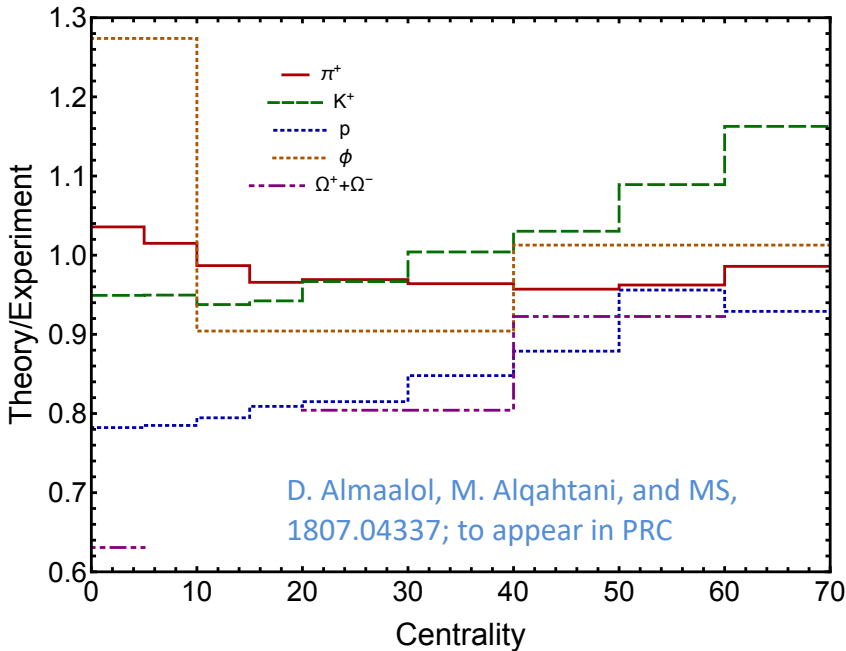
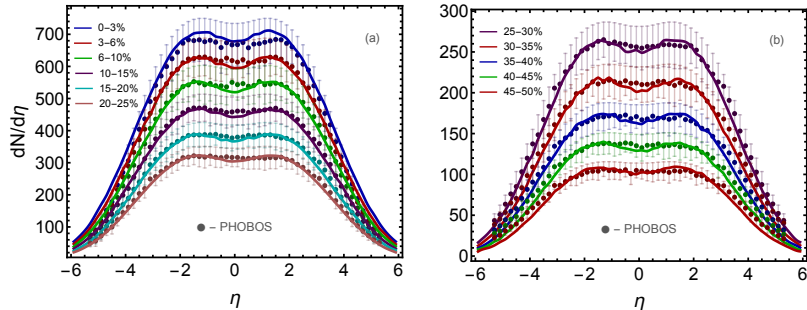


$T_0 = 455 \text{ MeV} @ \tau_0 = 0.25 \text{ fm}/c$
 $4\pi\eta/s = 2.25$
 $T_{FO} = 130 \text{ MeV}$
 Optical Glauber IC
 No freeze-out chemical potentials

D. Almaalol, M. Alqahtani, and MS,
1807.04337; to appear in PRC



Particle multiplicity (RHIC)



$T_0 = 455 \text{ MeV} @ \tau_0 = 0.25 \text{ fm}/c$
 $4\pi\eta/s = 2.25$
 $T_{FO} = 130 \text{ MeV}$
 Optical Glauber IC
 No freeze-out chemical potentials

Also works well for $v_2(p_T, \eta)$ for non-central collisions

Conclusions

- Momentum-space anisotropic non-equilibrium attractor is generic
- Attractor for low-order moments well-approximated by hydro but not in equilibrium → **hydrodynamization instead of thermalization**
- Higher-order moments are poorly described by standard hydrodynamics; however, there is a very fast convergence to the non-equilibrium attractor for higher moments → **pseudo-thermalization instead of hydrodynamization**
- One can extract an **attractor for full one-particle distribution function** and it approaches equilibrium in a bottom-up manner
- **aHydro RTA attractor agrees best with the exact attractor for all moments.**
- In the second half I showed comparisons at RHIC and LHC energies which demonstrate that our first aHydro comparisons with data are quite successful given the simple setup.



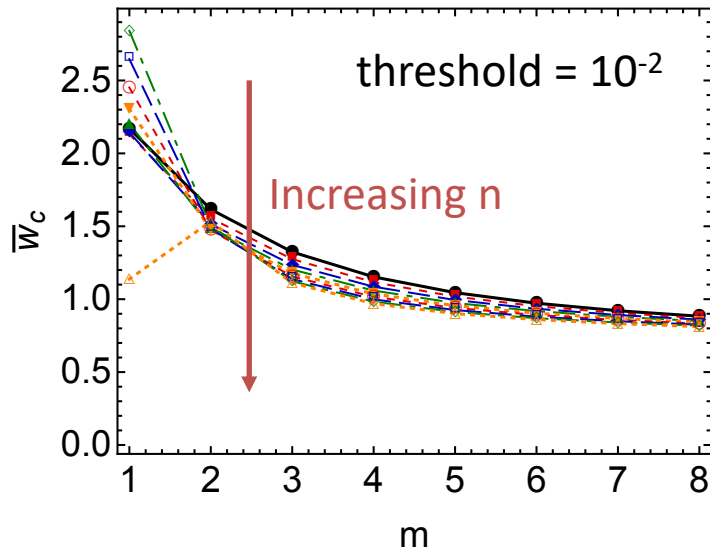
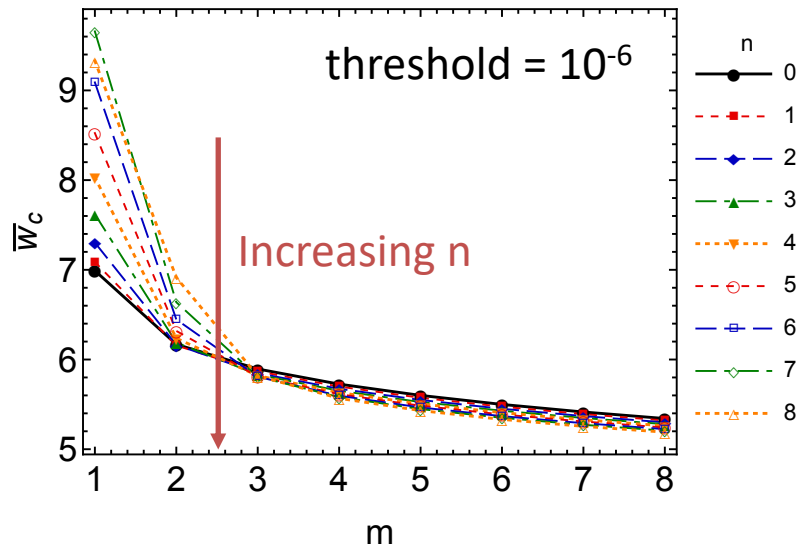
Mirschegg

Outlook

- Analytic understanding of higher moment attractors seems possible based on the work of Heller, Kurkela, and Spalinski, 1609.04803 [See also Heller and Svensson, 1802.08225]
- Work is underway to extend this analysis to more **realistic scattering kernels**
- First work along these lines using a scalar kernel has appeared last January [D. Almaalol, and M. Strickland 1801.10173] and extended to enforce number conservation in August [D. Almaalol, M. Alqahtani, and M. Strickland 1808.07038]
- Next step is to look at QCD [in progress with D. Almaalol and A. Kurkela]

Backup Slides

Time scales (convergence threshold)

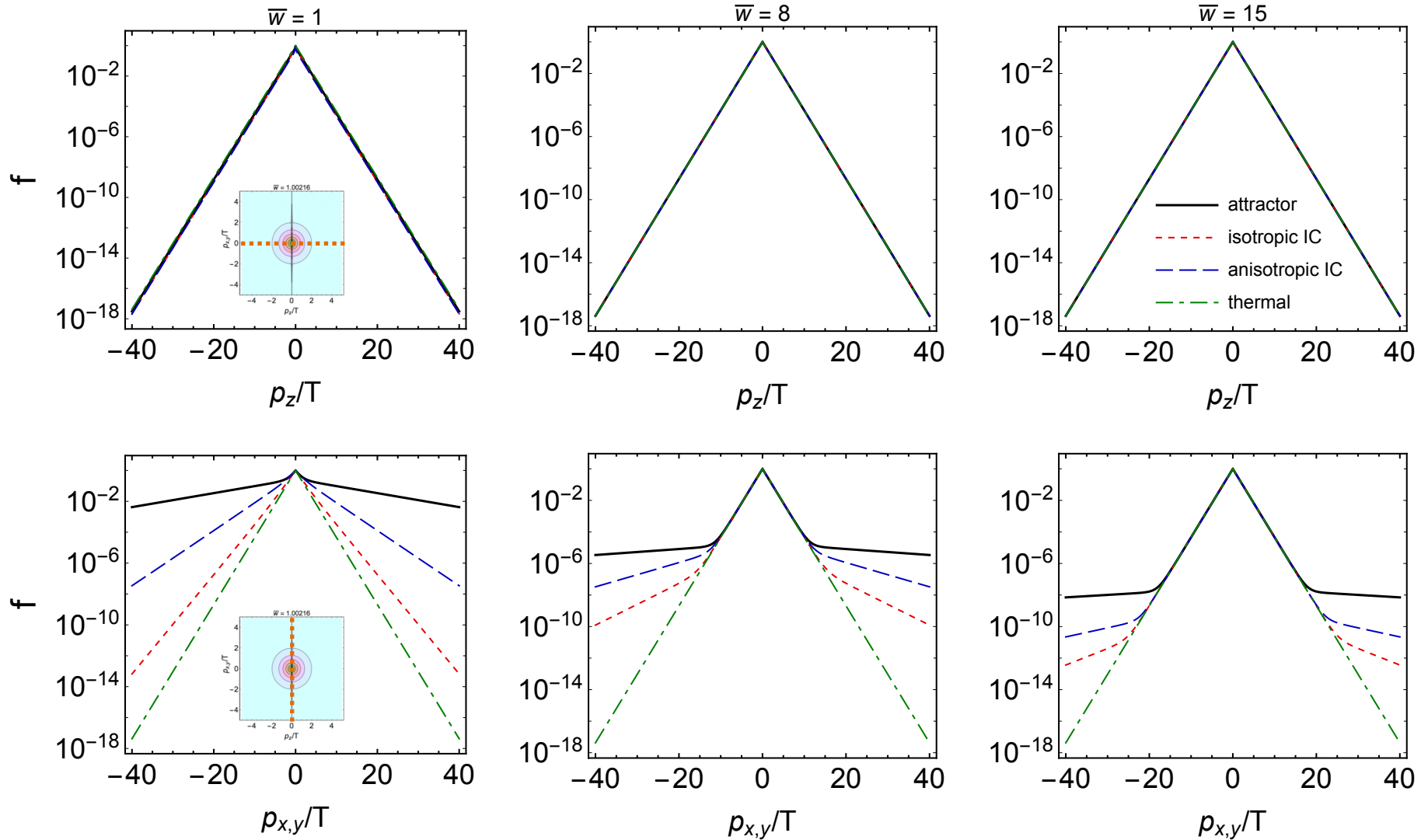


If we only require that the solutions converge to the attractor to within 1% then the convergence times are dramatically shorter

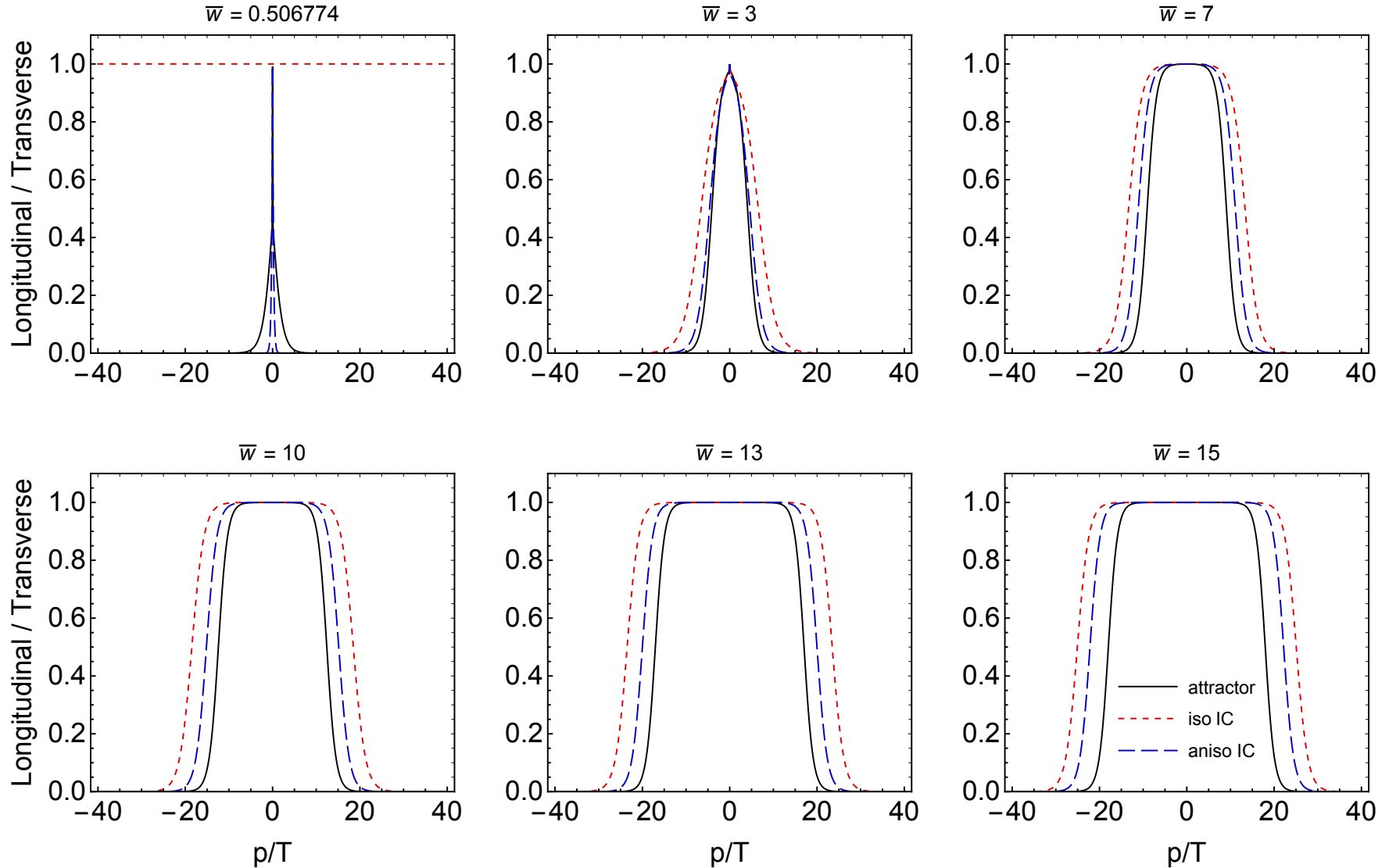
\bar{w}	τ
1	0.5 fm/c
2	1.3 fm/c
5	4.9 fm/c
10	13.5 fm/c

Assuming $\eta/s = 0.2$ and $T = 500$ MeV

Attractor distribution function



Isotropization front



Univerisality and non-universality

- Universality → All microscopic theories are equally good starting points; pick the one that's easiest to deal with
- Non-universality → We have to pick which microscopic theory we think best describes the system's dynamics
- I would argue that some sort of pQCD/kinetic theory inspired microscopic theory makes the most sense at early times (particles + CGC) and in the dilute regions (hadronic transport) which are precisely where “non-universal” physics pops up.
- And, since kinetic-theory based models also share the “universal properties” of hydrodynamics at later times, they will also work well in this region.

How does one obtain the attractor?

- Let's look at hydrodynamics-like theories for simplicity (e.g. MIS, DNMR, aHydro, etc.)
- Start with the 0+1 d energy conservation equation

$$\tau \dot{\epsilon} = -\frac{4}{3}\epsilon + \Pi \quad \Pi = \Pi^{\zeta}_{\zeta}$$

- Change variables to

$$w = \tau T$$

$$\varphi(w) \equiv \tau \frac{\dot{w}}{w} = 1 + \frac{\tau}{4} \partial_{\tau} \log \epsilon$$

$$w \varphi \frac{\partial \varphi}{\partial w} = -\frac{8}{3} + \frac{20}{3} \varphi - 4 \varphi^2 + \frac{\tau}{4} \frac{\dot{\Pi}}{\epsilon}$$

How does one obtain the attractor?

- Need the evolution equation for the viscous correction.
- To linear order in the shear correction (e.g. MIS, DNMR) one has

$$\dot{\Pi} = \frac{4\eta}{3\tau\tau_\pi} - \beta_{\pi\pi} \frac{\Pi}{\tau} - \frac{\Pi}{\tau_\pi} \quad \text{For DNMR in RTA } \beta_{\pi\pi} = \frac{38}{21}$$

- Plugging this into the energy-momentum conservation equation gives

$$\bar{w}\varphi\varphi' + 4\varphi^2 + \left[\bar{w} + \left(\beta_{\pi\pi} - \frac{20}{3} \right) \right] \varphi - \frac{4c_{\eta/\pi}}{9} - \frac{2}{3}(\beta_{\pi\pi} - 4) - \frac{2\bar{w}}{3} = 0$$

$$\bar{w} \equiv \frac{w}{c_\pi} = \frac{\tau T}{5\bar{\eta}} \quad c_{\eta/\pi} \equiv \frac{c_\eta}{c_\pi} = \frac{1}{5}$$

How does one solve for the attractor?

$$\bar{w}\varphi\varphi' + 4\varphi^2 + \left[\bar{w} + \left(\beta_{\pi\pi} - \frac{20}{3}\right)\right]\varphi - \frac{4c_{\eta/\pi}}{9} - \frac{2}{3}(\beta_{\pi\pi} - 4) - \frac{2\bar{w}}{3} = 0$$

$$\bar{w} \equiv \frac{w}{c_\pi} = \frac{\tau T}{5\bar{\eta}} \quad c_{\eta/\pi} \equiv \frac{c_\eta}{c_\pi} = \frac{1}{5}$$

- First try to approximate using “slow-roll” approx ($\varphi' = 0$)
- From this, we can read off the boundary condition as $w \rightarrow 0$

$$\lim_{\bar{w} \rightarrow 0} \varphi(\bar{w}) = \frac{1}{24} \left(-3\beta_{\pi\pi} + \sqrt{64c_{\eta/\pi} + (3\beta_{\pi\pi} - 4)^2 + 20} \right)$$

- Then numerically solve the ODE at the top of the slide

Implementing the equation of state

M. Alqahtani, M. Nopoush, and MS, 1509.02913; 1605.02101

M. Alqahtani, M. Nopoush, R. Ryblewski, and MS, 1703.05808 (PRL); 1705.10191

Quasiparticle Method

$$T^{\mu\nu} = T_{\text{kinetic}}^{\mu\nu} + Bg^{\mu\nu}$$

$$p^\mu \partial_\mu f + \frac{1}{2} \partial_i m^2 \partial_{(p)}^i f = -\mathcal{C}[f]$$

$$\partial_\mu B = -\frac{1}{2} \partial_\mu m^2 \int dP f(x, p)$$

Shear viscosity

Fix relaxation time as a function of the energy density by requiring fixed shear viscosity to entropy density ratio.

$$\frac{\eta}{\tau_{\text{eq}}} = \frac{1}{T} I_{3,2}(\hat{m}_{\text{eq}})$$

Bulk viscosity

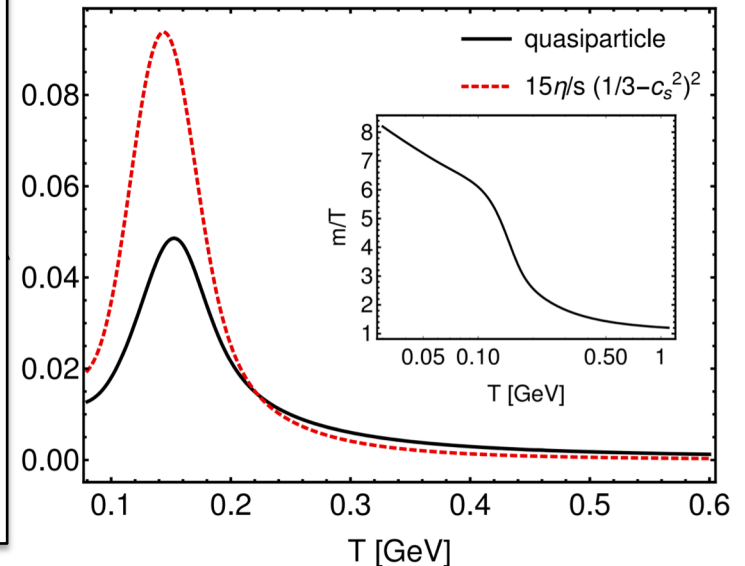
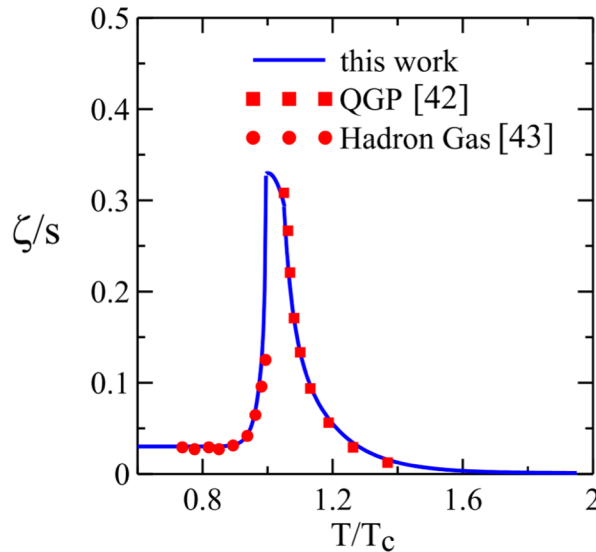
$$\frac{\zeta}{\tau_{\text{eq}}} = \frac{5}{3T} I_{3,2}$$

$$I_{3,2}(x) = \frac{N_{\text{dof}}}{30}$$

$$K_{i,1}(x) = \frac{\pi}{2} \left[1 - \frac{1}{2} \left(\frac{m}{T} \right)^2 \right]$$

$$I_{1,1} = \frac{gm}{6\pi^2}$$

Ryu et al, PRL 115 (2015) no.13, 132301



Implementing the equation of state

M. Alqahtani, M. Nopoush, and MS, 1509.02913; 1605.02101

Quasiparticle Method

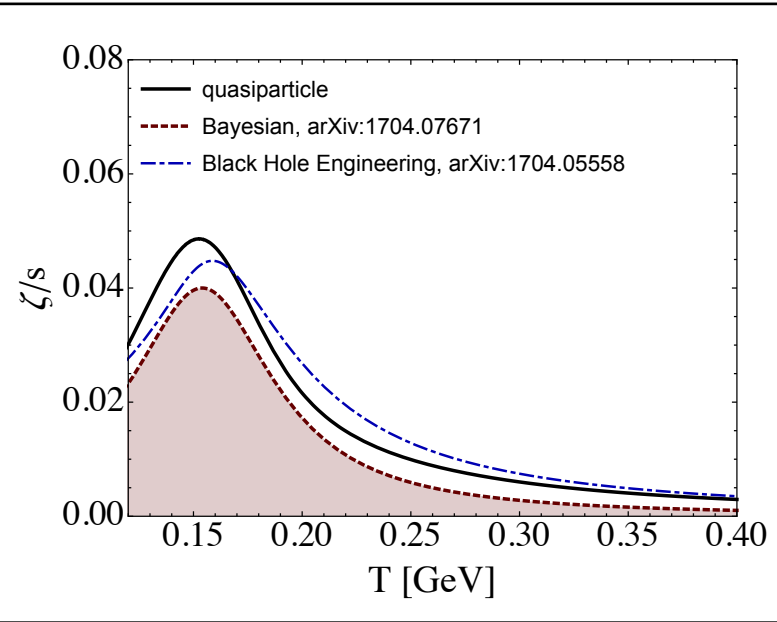
$$T^{\mu\nu} = T_{\text{kinetic}}^{\mu\nu} + Bg^{\mu\nu}$$

$$p^\mu \partial_\mu f + \frac{1}{2} \partial_i m^2 \partial_{(p)}^i f = -\mathcal{C}[f]$$

$$\partial_\mu B = -\frac{1}{2} \partial_\mu m^2 \int dP f(x, p)$$

M. Al

01



Bulk viscosity

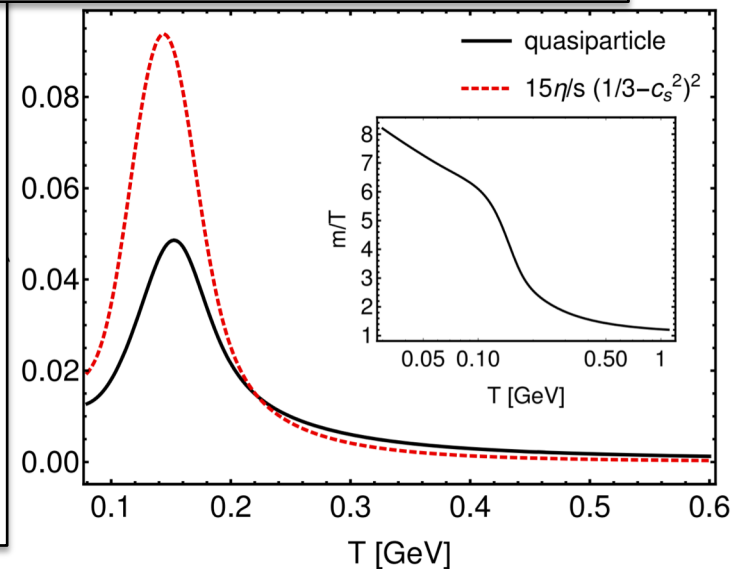
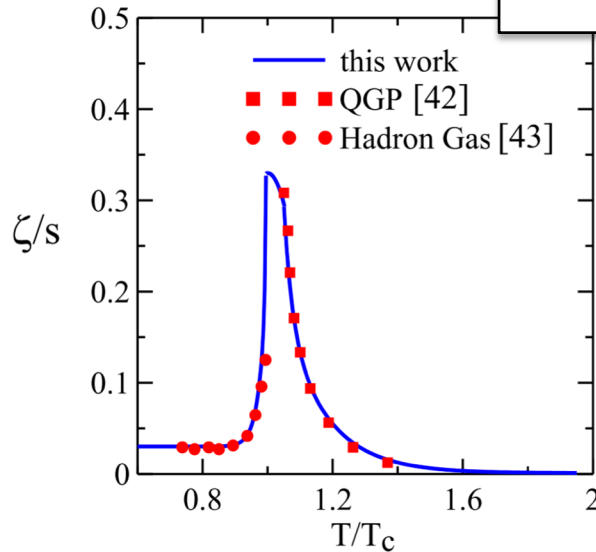
$$\frac{\zeta}{\tau_{\text{eq}}} = \frac{5}{3T} I_{3,2}$$

$$I_{3,2}(x) = \frac{N_{\text{dof}}}{30}$$

$$K_{i,1}(x) = \frac{\pi}{2} \left[1 - \frac{1}{x} \right]$$

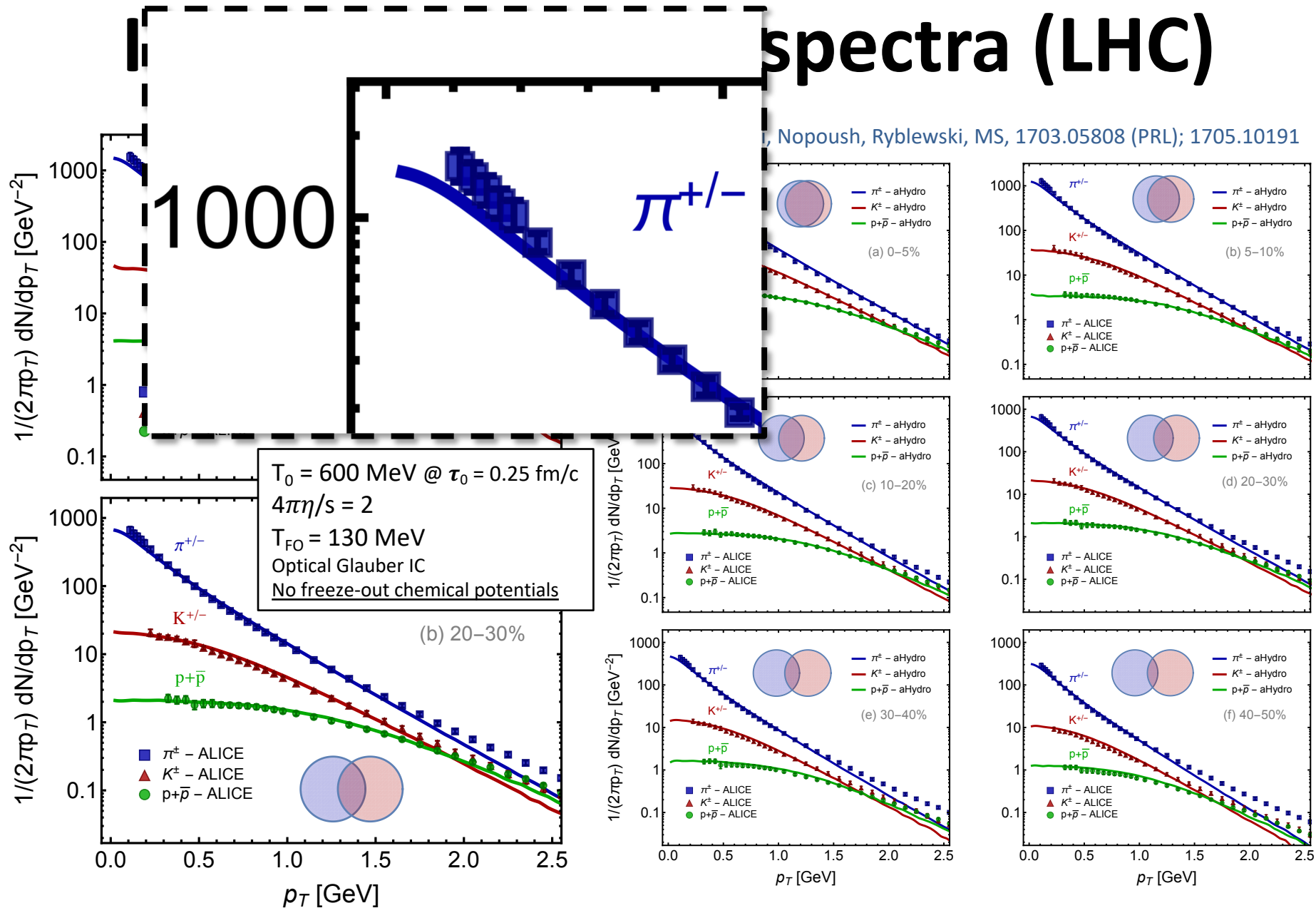
$$I_{1,1} = \frac{gm}{6\pi^2}$$

Ryu et al, PRL 115 (2015) no.



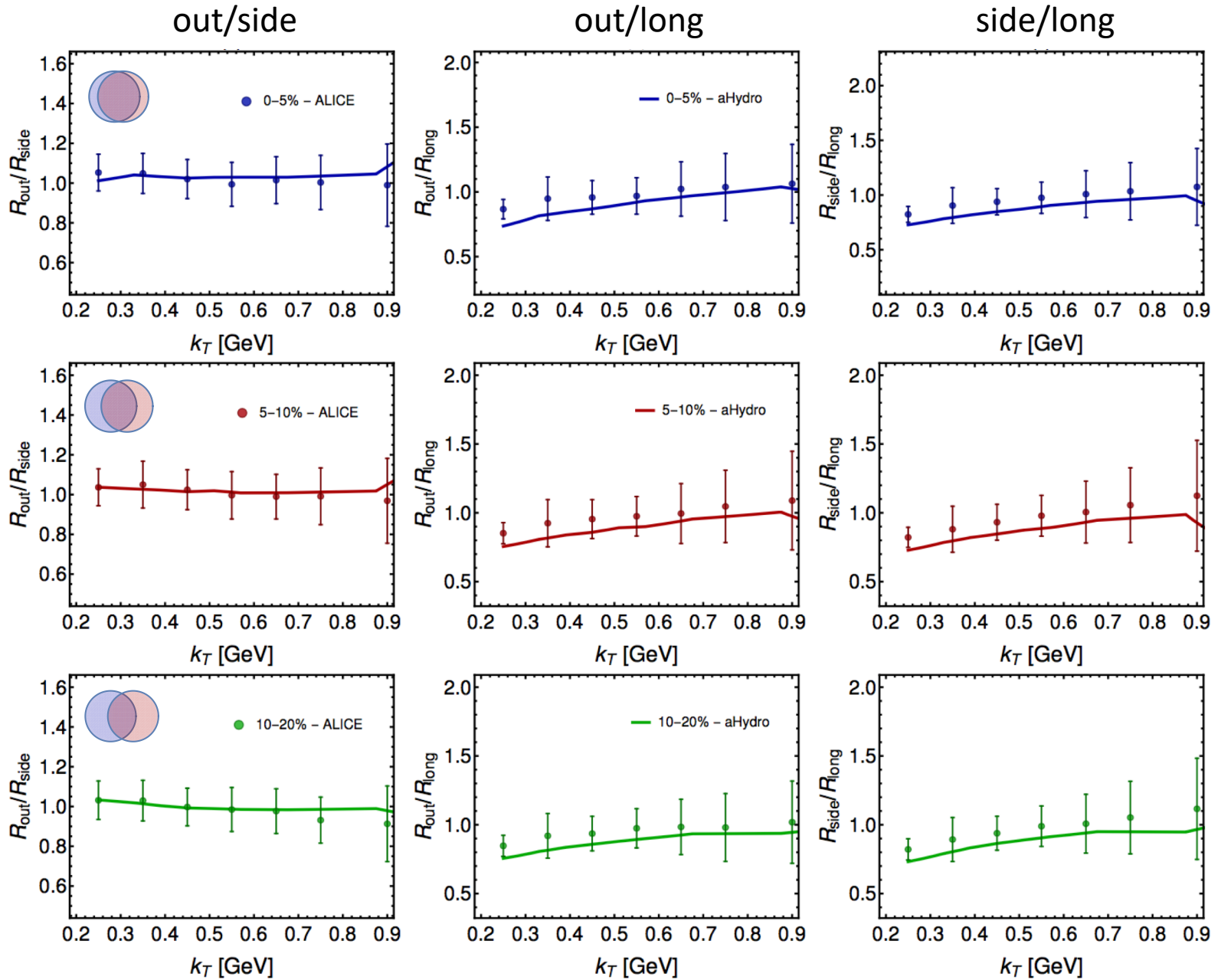
Spectra (LHC)

..., Nopoush, Ryblewski, MS, 1703.05808 (PRL); 1705.10191

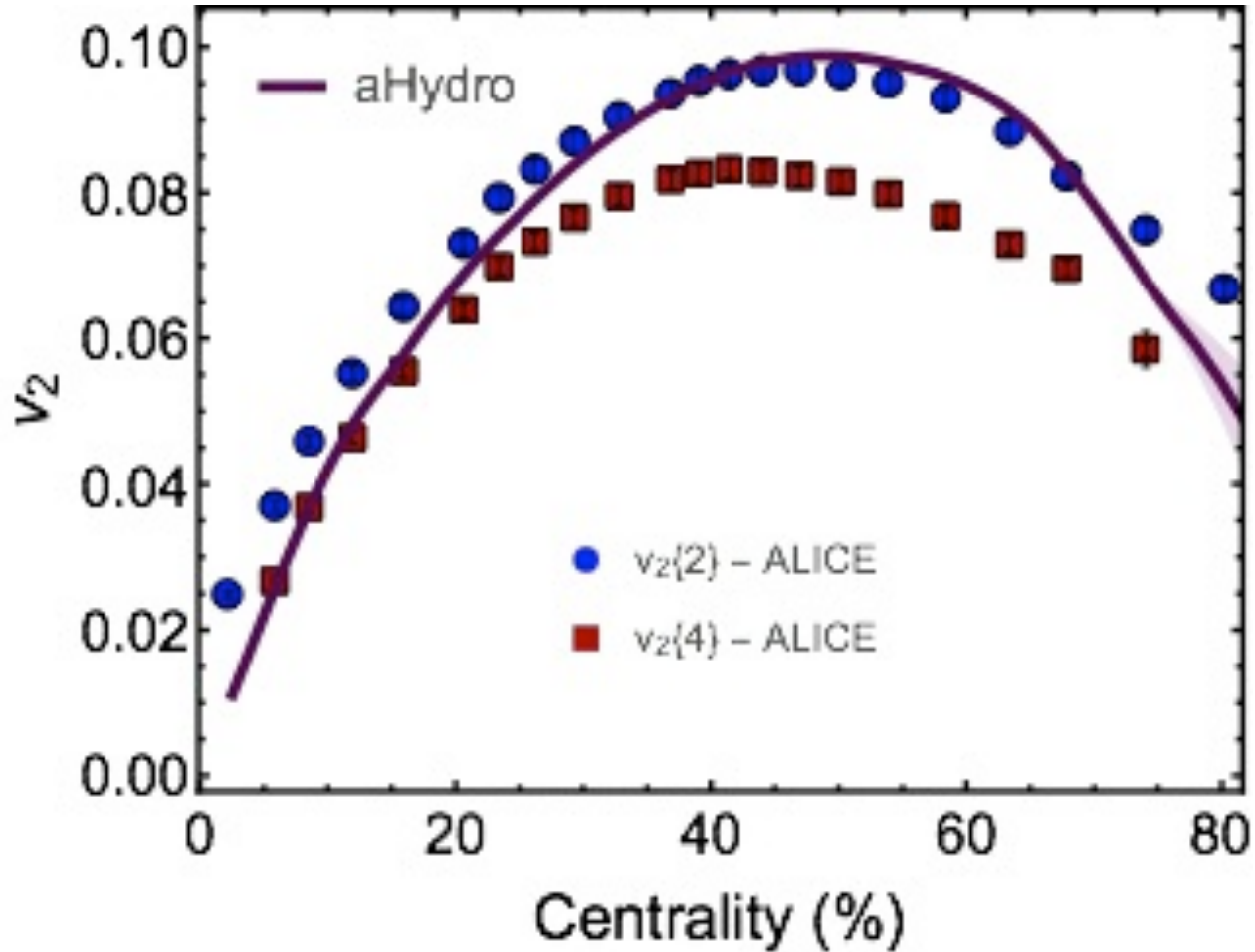


Data are from the ALICE collaboration data for **Pb-Pb collisions @ 2.76 TeV/nucleon**

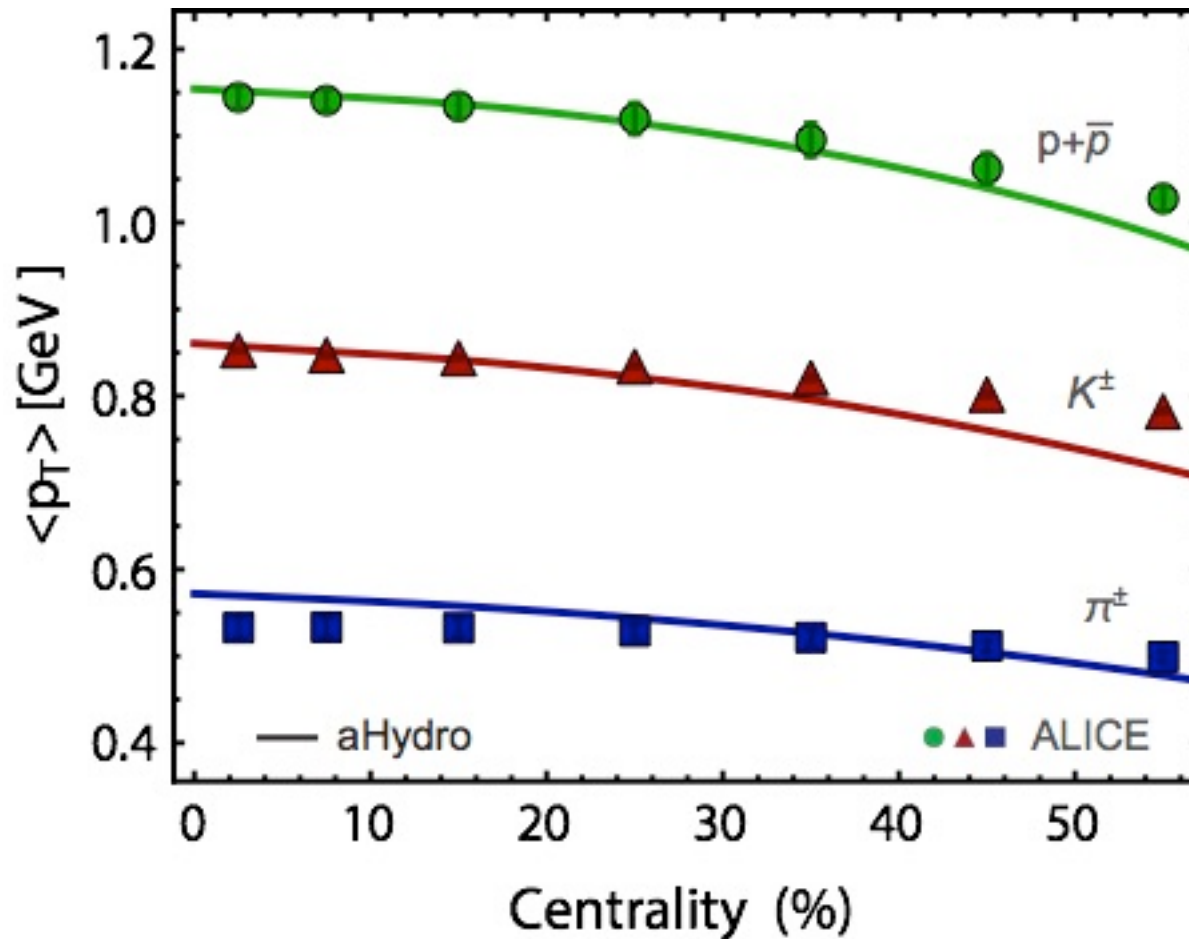
HBT Radii Ratios (LHC)



Integrated v_2 (LHC)

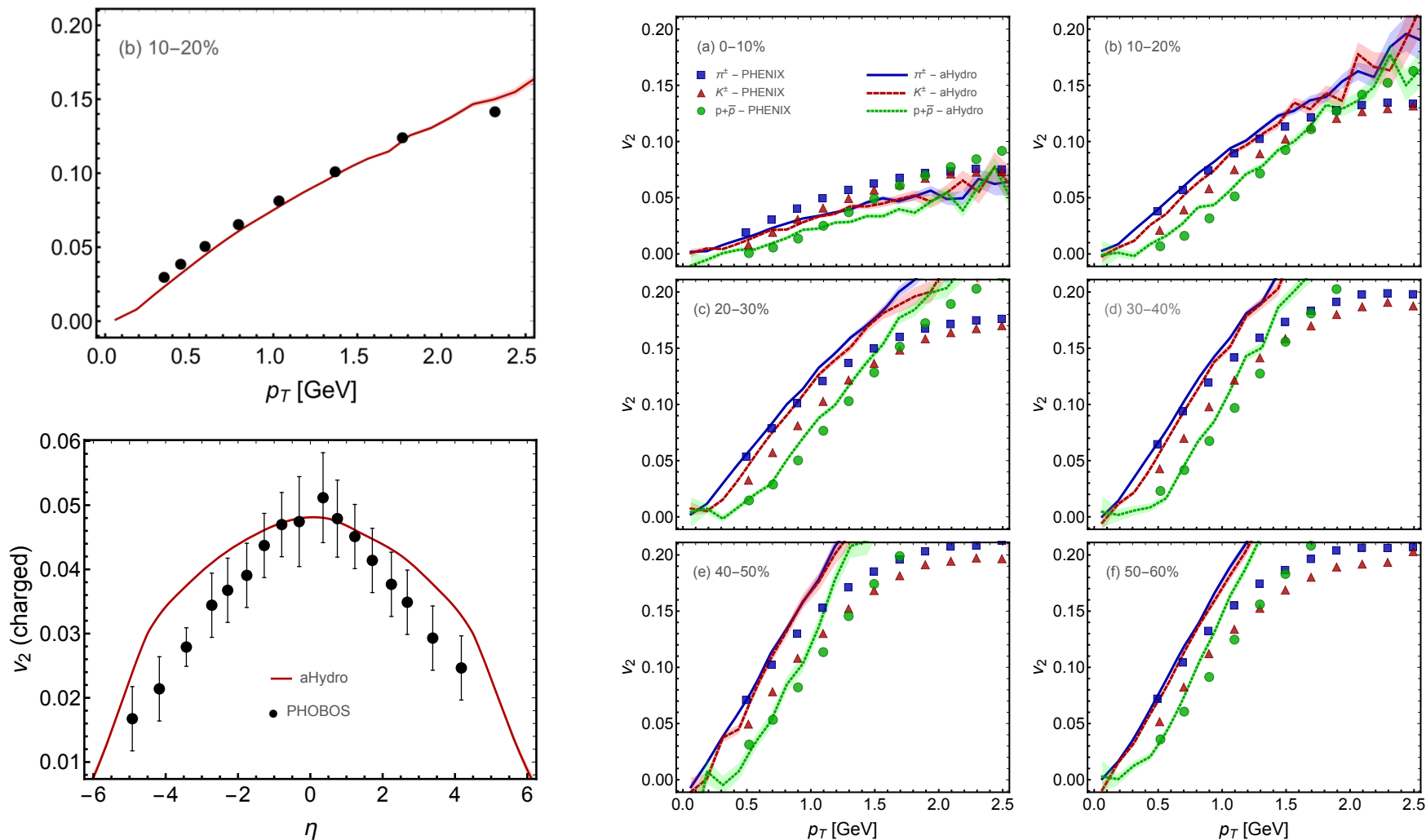


Average p_T (LHC)



Elliptic Flow (RHIC)

$T_0 = 455 \text{ MeV} @ \tau_0 = 0.25 \text{ fm}/c$
 $4\pi\eta/s = 2.25$
 $T_{FO} = 130 \text{ MeV}$
 Optical Glauber IC



D. Almaalol, M. Alqahtani, and MS, 1807.04337; to appear in PRC